

# GOVERNMENT OF ARUNACHAL PRADESH

OFFICE OF THE  
ASSISTANT DIRECTOR, ECONOMICS & STATISTICS  
LOWER SUBANSIRI DISTRICT, ZIRO  
(Arunachal Pradesh)



REGISTRATION OF BIRTHS AND DEATHS IS COMPULSORY  
AS PER RBD ACT 2023.

Ensure Registration of Births and Deaths to help as

**Births:** Age Proof, School/Service Entry, Driving License/Legal Contact, Marriage/Voting rights etc.

**Deaths:** Inheritance settlement, Insurance Claim, Family Allowances, Other Social Security.

**For Details Contact:** Assistant Director, Eco. & Stat-Cum-Addl.  
District Registrar of Births and Deaths,  
Lower Subansiri District, Ziro  
(Arunachal Pradesh)

Please Cooperate with field staffs visiting your door for Socio Economic Survey and Provide them with correct information, correct statistical data to ensure correct Planning.



DEPARTMENT OF ECONOMICS & STATISTICS  
DISTRICT STATISTICAL HANDBOOK  
LOWER SUBANSIRI DISTRICT  
**2022-2023**



सत्यमेव जयते



DEPUTY COMMISSIONER,  
LOWER SUBANSIRI DISTRICT,  
ZIRO – 791 120  
ARUNACHAL PRADESH  
Ph no. 03788 224255 (O)  
03788 224233 (R)  
9362864437 (M)  
Email: - [dc-lsuban-arn@nic.in](mailto:dc-lsuban-arn@nic.in)

## FOREWORD

It gives me great pleasure to note that the District Statistical wing of Lower Subansiri District is bringing out “**DISTRICT STATISTICAL HANDBOOK**” of Lower Subansiri District for the year’2022-23. The booklet aims at providing a statistical picture of the progress achieved in development fields by various departments. Being comprehensive in account, the Hand Book, I believe, will be a guide for planners, Administrators, Research, Scholars and other users who look forward to know about Lower Subansiri District.

The process of collection and tabulation of data for such a compilation is co-ordinate effort of various departments and other organizations. I extend my sincere appreciation for the officials of Statistics department in particular and other departments in general for having been able to compile this handbook.

My best wishes always.

Date: - 28<sup>th</sup> September’ 2023

Sd/-  
(**Bamin Nime**), APCS  
Deputy Commissioner,  
Lowere Subansiri District,  
Ziro



ASSISTANT DIRECTOR ECO & STAT,  
LOWER SUBANSIRI DISTRICT,  
ZIRO-791 120  
ARUNACHAL PRADESH  
Ph. No. 03788 224281 (O)  
03788 224369 (R)  
8794504030 (M)  
Email: - [ades\\_ziro@rediffmail.com](mailto:ades_ziro@rediffmail.com)

## INTRODUCTION

The District Statistical Hand Book of Lower Subansiri District is an Annual Publication brought out by the Economics and Statistics wing of Lower Subansiri District.

The Publication aims to present a comprehensive picture of various Socio-Economic aspects and progress made in the different field of developmental activities in Lower Subansiri District during the year'2022-23. The contents of this publication have been prepared as per broad guideline prescribed by the Directorate of Economics and Statistics, Govt. of Arunachal Pradesh, Itanagar.

The data presented in this publication are duly collected from various source of offices located in the District. Therefore, the Statistical Branch, Ziro would not be responsible for any errors/omissions which might have originated from the source offices itself.

I extend my heartiest thanks and gratitude to all the District Head of offices and organizations for their whole hearted and generous cooperation in making the Statistical data available for this publication. I also extend my heartiest thanks to Shri. Tage Tagia, SO & Shri Kago Tajang, SO for their enthusiastic efforts put in for collection and compilation of data in very short period.

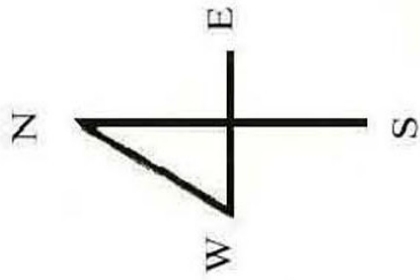
Any suggestions for the improvement of this publication shall be gratefully accepted.

**(CHIGING TAMU)**  
Assistant Director of Eco. & Stat.,  
Lower Subansiri District,  
Ziro.

Date: - 28<sup>th</sup> September' 2023

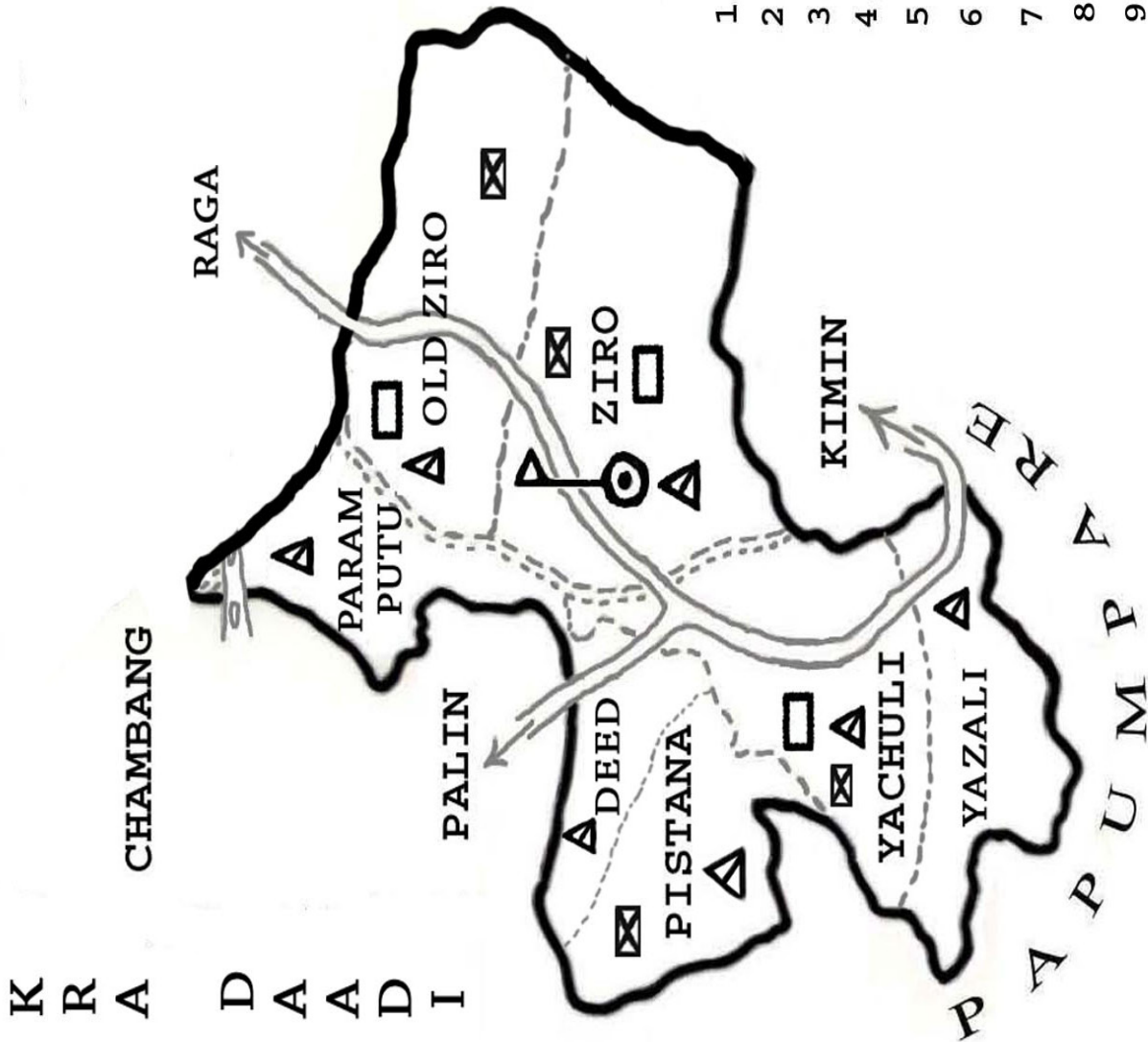


NOTIONAL MAP OF  
LOWER SUBANSIRI DISTRICT  
(NOT TO SCALE)



**INDEX**

- 1. STATE BOUNDARY
- 2. DISTRICT BOUNDARY
- 3. CIRCLE BOUNDARY
- 4. BLOCK BOUNDARY
- 5. MOTORABLE ROAD
- 6. RIVER
- 7. CIRCLE H.Q.
- 8. CD BLOCK H. Q.
- 9. SUB-DIVISION H. Q.
- 10. DISTRICT H.Q.



# CONTENTS

Table No.	TITLE	Page No.
1	2	3
-	Highlights on important aspects of Lower Subansiri District as on 31.03.2021	- 1-4
-	A Synopsis of Lower Subansiri District	- 5-11
<b>CHAPTER :: 1 : ADMINISTRATIVE SETUP</b>		
1.1	Administrative setup showing District Sub-Division and Circles in Lower Subansiri District	- 12
1.2	Distance of Circle Headquarters from the District HQ. Lower Subansiri District	- 13
1.3	Community Development Block Setup Showing the Circles Under CD-Block in Lower Subansiri District	- 14
1.4	Distribution of Block-wise Population in Lower Subansiri District	- 15
<b>CHAPTER :: 2 : AREA AND POPULATION</b>		
2.1	Distribution of Population (including SC/ST population) & Percentage of Literacy (excluding 0-6 years of age) in Lower Subansiri District as per 2011 Census.	- 16
2.2	Circle-wise and Village-wise Population of Lower Subansiri District as per 2011 Census during the year 2022-2023.	- 17 to 35
2.3	Circle/Village-Wise Schedule Tribe/Literate and Illiterate Population of Lower Subansiri District as per 2011 Census.	- 36 to 49
<b>CHAPTER :: 3 CLIMATE (Rainfall and Temperature) and Altitude.</b>		
3.1	Monthly Rainfall of Lower Subansiri District During the Year 2023	- 50
3.2	Average Temperature and Relative Humidity during the year 2022-2023	- 51
3.3	Altitude of Administrative HQs in Lower Subansiri District	- 52
<b>CHAPTER 4 :: EDUCATION</b>		
4.1	Distribution of Govt. of Arunachal Pradesh Educational Institutions in Lower Subansiri District as on 31.03.2023	- 53
4.2	Distribution of Educational Institutions other than Non-AP Govt. in Lower Subansiri District as on 31.03.2023	- 54
4.3	Institutions-wise Number of Students and Teachers in Lower Subansiri District as on 31.03.2023 relating to Arunachal Pradesh Govt. Institutions only.	- 55
4.4	Institutions-wise Number of Students and Teachers in Lower Subansiri District as on 31.03.2023 relating to Non-AP Govt. Institutions only.	- 56
4.5	Class-wise and Sex-wise Distribution of Students in Educational Institutions of Lower Subansiri District as on 31.03.2023 relating to AP Govt. Institutions.	- 57
4.6	Class-wise and Sex-wise Distribution of Students in Educational Institutions of Lower Subansiri District as on 31.03.2023 relating to Non-AP Govt. Institutions.	- 58
4.7	Result of Various Examination in Lower Subansiri District for Last 1 (One) year	- 59
4.8	Class-wise and Sex-wise Distribution of Students in Educational Institution of Lower Subansiri District Relating to AP Govt. Institutions as on 31.03.2023	- 60
4.9	Class-wise and Sex-wise Distribution of Students in Educational Institution of Lower Subansiri District Relating to Non-AP Govt. Institutions as on 31.03.2023	- 60
4.10	Number of Adult Education Centre/Jan Shiksha Nilayan/Non-formal Education Centre/Knitting/Tailoring in Lower Subansiri District as on 31.03.2023	- 61



**CONTENTS**

Table No.	TITLE	Page No.
1	2	3

4.11	Institution-wise Number of Students under Sarva Shiksha Abhiyan (SSA) in Lower Subansiri District as on 31.03.2023	- 62
4.12	Institution-wise Number of Students and Teachers under Sarva Shiksha Abhiyan (SSA) in Lower Subansiri District as on 31.03.2023	- 62
4.13	Distribution of Mid-Day-Meal under Sarva Shiksha Abhiyan (SSA) in Lower Subansiri District during last five years.	- 63
4.14	Distribution of Students in Diploma in Elementary and B.Ed Education Institution in Lower Subansiri District During the Year 2022-2023.	- 64
4.15	Distribution of Teachers in Diploma in Elementary and B.Ed Education Institution in Lower Subansiri District During the Year 2022-2023.	- 64

**CHAPTER :: 5 : MEDICAL AND PUBLIC HEALTH**

5.1	Circle-wise Distribution of Hospitals/CHC/PHC/Health Units/Dispensaries/ Sub-Centre in Lower Subansiri District as on 31.03.2023	- 65
5.2	Circle-wise Number of Authorised Beds in Hospital/CHC/PHC in Lower Subansiri District as on 31.03.2023	- 66
5.3	Circle-wise Name of Sub-Centre and Patient treated Under 10 years of Age in Lower Subansiri District as on 31.03.2023	- 67
5.4	Distribution of Doctors/Matron/Astt. Matron/Staff Nurse/Sisters Nurse/Tutor Nurse/Health Assistant and Pharmacists in Lower Subansiri District as on 31.03.2023	- 68
5.5	Number of Patient treated in Hospital/CHC/PHC/HU/Dispensary/Sub-Centre in Lower Subansiri District during the year 2022-2023	- 69
5.6	Disease-wise Patient treated in Hospital/CHC/PHC/HU/Dispensary/Sub-Centre in Lower Subansiri District during the year 2022-2023	- 70
5.7	Achievement of Family Planning Programme in Hospital/CHC/PHC/HU/Dispensary and Sub-Centre in Lower Subansiri District during the year 2022-2023	- 71
5.8	Achievement of National Malaria Eradication Programme in Lower Subansiri District during the year 2022-2023	- 72
5.9	Achievement of National T.B Control Programme in Lower Subansiri District during the year 2022-2023 Under District T.B.Control Programme, Ziro.	- 72

**CHAPTER ::6: SOCIAL SECURITY**

6.1	Circle-wise Number of Police Station/Out Post/With WT Net Facility and Strengh of Police Personel in Lower Subansiri District as on 31.03.2023	- 73
6.2	Incidence of Crimes in Lower Subansiri District during the year 2022-2023	- 74
6.3	Number of Cases Pending/Filed/Disposed off in Lower Subansiri District during the year 2022-2023	- 75
6.4	Statements Showing the General Results/Trials of the Criminal Cases in Lower Subansiri District During the Last five years.	- 76
6.5	Details of Accidents Occurred in Lower Subansiri District During Last five years.	- 77
6.6	Disaster Management in Lower Subansiri District During the year 2022-2023 (Ziro Sadar Circle)	- 78
6.7	Disaster Preparedness and Activities and Registration of Ex-Servicemen Retired from Defence in Lower Subansiri District During the Year 2020-2021	- 79

## CONTENTS

Table No.	TITLE	Page No.
1	2	3

### CHAPTER :: 7 : AGRICULTURE AND HORTICULTURE

7.1	Classification of Area of Lower Subansiri District as on 31.03.2023	-	80
7.2	Area and Production of Various Crops in Lower Subansiri District (Area in Hects. Production in MT and Yield Rate in MT Per Hects.) during last two years	-	81
7.3	Area Under Improve/Hight Yielding Varity Seeds in Lower Subansiri District During the Year 2022-2023	-	82
7.4	Area brought Under Fertilizers and Plant Protection in Lower Subansiri District During the year 2022-2023	-	83
7.5	Consumption of Chemical Fertilizers in Lower Subansiri District during the year 2022-2023.	-	84
7.6	Agriculture Farm/Horticulture Nursery Farm/Peoples Horticultre Garden in Lower Subansir District during the year 2022-2023	-	85
7.7	Area and Production of Horiticulture Crops in Lower Subansiri District during the year 2022-2023.	-	86
7.8	Improved Agriculture Implements/Machines Distributed of Subsidy basis in Lower Subansiri District during the year 2022-2023.	-	87
7.9	Achievement of Farmers Training Centre Ziro in Lower Subansiri District Ziro during last five years	-	88

### CHAPTER :: 8 : FISHERIES

8.1	Fish Farms and Village Fish Farms/ Ponds in Lower Subansiri District for the last five years.	-	89
8.2	Fish and Fish Seed Production from Fish Farm and Village Fish Farms/Pond in Lower Subansiri District during last five years.	-	90
8.3	Maintenance/Improvements of Govt. Fish Farms in Lower Subansiri District during last five years.	-	91

### CHAPTER ::9: ANIMAL HUSBANDARY AND VETERINARY

9.1	Circle-wise Number of Veterinary Dispensary/Aid Centre etc. As on 31.03.2023.	-	92
9.2	Number of Livestock & Poultry Farm in Lower Subansiri District As on 31.03.2023.	-	93
9.3	Milk and Milk Products in Lower Subansiri District During The Year 2020-2021.	-	93
9.4	No. of Animals/Birds Treated in Lower Subansiri District During the Year 2022-2023.	-	94

### CHAPTER :: 10: FORESTRY AND LOGGING

10.1	Distribution of Forest Division/Ranges/Beats in Lower Subansiri District As on 31.03.2023.	-	95
10.2	Area under Plantation/Afforestation in Lower Subansiri District During the Year2020-2023.	-	95
10.3	Area Under Reserve Forest Under Hapoli Forest Division in Lower Subansiri District As on 31.03.2023.	-	96
10.4	Supply of Sleeper to Railway by Forest Department During the Year 2022-2023.	-	96
10.5	Minor Forest Product of Lower Subansiri District During the Year 2022-2023.	-	97
10.6	Expenditure on Nurseries/Afforestation/Plantation/Out-Turn of Timber & Fuels and Revenue Earned Under Hapoli Forest Division in Lower Subansiri District During the Year 2022-2023.	-	98



# CONTENTS

Table No.	TITLE	Page No.
1	2	3

**CHAPTER :: 11 : WATER RESOURCE DEPTT./PUBLIC HEALTH ENGINEERING DEPTT.**

11.1	Minor Irrigation/Flood Protection in Lower Subansiri District As on 31.03.2023.	-	99
11.2	Net Area Irrigated by Different Sources During the Year 2022-2023.	-	100
11.3	Area Covered Under Flood Protection Scheme in Lower Subansiri District During the Year 2022-2023.	-	101
11.4	Water Supply Schemes Rural & Urban Taken Up and Implimented by P.H.E.D in Lower Subansiri District During the Year 2022-2023.	-	102
11.5	Circle-wise Revenue Earned from Drinking Water Supply in Lower Subansiri District During Last Fiver Years.	-	103

**CHAPTER :: 12 : CO-OPERATION**

12.1	Name of Different Co-operative Societies in Lower Subansiri District During the Year 2022-2023.	-	104 to 115
12.2	Thrift & Credit Co-operative Societies in Lower Subansiri District During the Year 2022-2023.	-	116 to 121

**CHAPTER :: 13 : DRDA/CD-BLOCK ICDS & PANCHAYAT RAJ**

13.1	Physical and Financial Achievement Under DRDA/CD-Block and Panchayat Raj in Lower Subansiri District During the Year 2020-2021.	-	122
13.2	Community Development/N.E.S Blocks in Lower Subansiri District During the Year 2022-2023.	-	123
13.3	Number of ICDS Project In Lower Subansiri District During the Year 2022-2023.	-	124

**CHAPTER :: 14 : INDUSTRIES AND TEXTILE & HANDICRAFTS**

14.1	Number of Small Scale Industries Unit Registered and Functioning in Lower Subansiri As on 31-03.2023.	-	125 to 151
14.2	Circle-wise Number of Small Scale Industries and Achievement of PMRY in Lower Subansiri District As on 31.03.2023.	-	152
14.3	Annual Out-Turn of Different Craft Centres & Sale Proceeds of the Emporium and Show-Room -cum- Sale Counter in Lower Subansiri District During the Year 2022-2023.	-	153
14.4	Craft-wise Number of Craft Centre in Lower Subansiri District during the Year 2022-2023.	-	154
14.5	Statement-Showing Sericulture Activities in Lower Subansiri District During the Year 2022-2023.	-	155

**CHAPTER :: 15 : ELECTRICAL AND MECHANICAL**

15.1	Asset Details of Electrcal Deptt. of Power in Lower Subansiri District During the Year 2022-2023.	-	156
15.2	Block-wise Rural Electrification in Lower Subansiri District As on 31.03.2023.	-	157
15.3	Urban Revenue Details of Deptt. of Power (Elect.) in Lower Subansiri District During the Year 2022-2023.	-	158
15.4	Name of Hydel Under Electro-Mechanical Deptt. of Power in Lower Subansiri District During the Year 2022-2023.	-	159
15.5	Power Generation (Generation Sub-Station Wise)	-	159

**CHAPTER :: 16 : CONSTRUCTION**

16.1	Length of the Road Constructed During the Year 2022-2023 by Different Agencies in Lower Subansiri District	-	160
16.2	Length of the Road Maintained by Defferent Agencies in Lower Subansiri District As on 31.03.2023.	-	161

## CONTENTS

Table No.	TITLE	Page No.
1	2	3
16.3	Number of Buildings Constructed by Different Agencies in Lower Subansiri District During the Year 2022-2023.	- 162
16.4	Number of Buildings Maintained & Improved by Different Agencies in Lower Subansiri District During the Year 2022-2023.	- 163
16.5	Number of Projects/Schemes/Undertaken by UD & Housing Division Ziro in Ziro Township During the Year 2022-2023.	- 164
16.6	Urban Wages Employment Programme Under Centrally Sponsored Plan Schemes in Ziro Township During the Year 2022-2023.	- 165
<b>CHAPTER :: 17 : TRANSPORT &amp; COMMUNICATION</b>		
17.1	Agency-wise Transport Data of Lower Subansiri District	- 166
17.2	Number of Vehicle Registered in Lower Subansiri District During the Year 2022-2023.	- 167
17.3	Department-wise Number of Vehicle in Lower Subansiri District As on 31.03.2023.	-168 to 170
<b>CHAPTER ::18: MARKETING &amp; STORAGE</b>		
18.1	Procurement of Selected Commodities by Different Agencies in Lower Subansiri District During the Year 2022-2023.	- 171
18.2	Number of Fair Price Shop/Petrol Pump/SK-Oil Depot Run by Different Agencies	- 172
18.3	Number of Fair Price Shop/Petrol Pump/SK-Oil Depot Run by Different Agencies in Urban Area of Lower Subansiri District During the Last Five Years.	- 173
<b>CHAPTER :: 19 : BANKING SERVICE</b>		
19.1	Circle-wise Number of Banks Functioning in Lower Subansiri District As on 31.03.2023	- 174
19.2	Deposits & Advance Schedule of Commercial Bank As on 31.03.2021.	- 175
<b>CHAPTER :: 20 : DISTRICT PLANNING</b>		
20.1	Physical and Financial Achievements Under District Planning in Lower Subansiri District During the Year 2022-2023.	- 176
20.2	Member of Legislative Assembly Local Area Development Scheme Taken Up In Lower Subansiri District During the Year 2022-2023.	- 176
20.3	Member of Parliament Local Area Development Scheme Taken Up In Lower Subansiri District During the Year 2022-2023.	- 177
<b>CHAPTER :: 21 : TAX &amp; EXCISE</b>		
21.1	Statement Showing the Revenue Collected Under Major Head of Account '0039' State Excise Under Tax & Excise Branch in Lower Subansiri District During Last Five Years	- 178
21.2	Statement Showing Revenue Collected Under Major of Account '0042-106' Entry Taxes Under Tax & Excise Branch in Lower Subansiri District During the Last Five Years	- 179
21.3	Circle-wise Number of IMFL Wholesale Dealers/Retail Shopes (Wine Shop)/ Beer Bars in Lower Subansiri District During the Last Five Years	- 180



**CONTENTS**

Table No.	TITLE	Page No.
1	2	3

**CHAPTER :: 22 : TOURISM**

22.1	No. of Foreign/Domestic Tourist Visited at Ziro in Lower Subansiri District During the Last Five Years	- 181
22.2	Number of Foreign/Domestic Tourist Visited at Ziro in Lower Subansiri District During the Last Five Years	- 182
22.3	Number of Tour Operator/Tourist Guide/Tourist View Point in Lower Subansiri District	- 183
22.4	Numbers of Hotel/Tourist Lodge/Ressort/Home Stay/ in Lower Subansiri District	- 183

**CHAPTER :: 23 : LEGAL METHOROLOGY**

23.1	Circle-wise Distribution of Weights & Measures in Lower Subansiri District As on 31.03.2023.	- 184
23.2	Circle-wise Number of Cases Under Weights & Measures in Lower Subansiri District As on 31.03.2023.	- 185
23.3	Number of Cases Solved Under Consumer Court in Lower Subansiri District During the Last Five Years	- 186

**CHAPTER :: 24 : RESEARCH MUSEUM & LIBRARY**

24.1	Number of Speciment Collected/Research Books Published Purchased and Sold During the Last Five Years	- 187
24.2	District-wise Specimens Collected in District Museum of Lower Subansiri District As on 31.03.2023.	- 187
24.3	Differ Books in District/Sub-Divisional Library in Lower Subansiri District As on 31.03.2023.	- 188-189
24.4	Different Books in Circle-Wise Library in Lower Subansiri District As on 31.03.2023.	- 190

**CHAPTER :: 25 : SPORTS AND NYKS**

25.1	Grant-In-Aid/Fund Provided from the Govt. for Organisation of Games & Sports Organized and Participated Outside the District and State During the Last Five Years	- 191
25.2	Numbers of Youth Club Development Programme Organised Under Nehru Yuva Kendra Sanghatan in Lower Subansiri District During the Last Five Years	- 192
25.3	Numbers of Youth Club Development Programme Organised Under Nehru Yuva Kendra Sanghatan in Lower Subansiri District During the Last Five Years	- 193

**CHAPTER :: 26 : MISCELANEOUS**

26.1	Art & Culture and Social Welfare Organisation in Lower Subansiri District During the year 2022-2023	- 194
26.2	Statement Showing the Details Data on Employment Exchange Cell for the Last Five Years	- 195
26.3	Number of Projection Unit/Operators/Film Shows Staged and Community Listening Sets Distributed in Lower Subansiri District During the Last Five Years.	- 196
26.4	Number of Land Alloted to Govt. Deptt./Govt. Undertaking Organization/ Private Individual/Society (NGOs) During the Last Five Years and Revenue Collected in Lower Subansiri District	- 197
26.5	Data on Vital Statistics in Lower Subansiri District During the Last Five Years	- 198
26.6	Distribution of Central/State Govt. and Govt. Undertaking Employees by	

**CONTENTS**

<b>Table No.</b>	<b>TITLE</b>	<b>Page No.</b>
1	2	3

26.4	Number of Land Alloted to Govt. Deptt./Govt. Undertaking Organization/ Private Individual/Society (NGOs) During the Last Five Years and Revenue Collected in Lower Subansiri District	- 197
26.5	Data on Vital Statistics in Lower Subansiri District During the Last Five Years	- 198
26.6	Number of Parliamentary & Legislative Assembly of the Parliamentary and Assembly Segment of Lower Subansiri District	- 199
26.7	Distribution of Population Sex Ratio Growth Rate Density of Population & Literacy Rate of Different District of Arunachal Pradesh As per 2011 Census.	- 200

\*\*\*\*\*  
\*\*\*\*\*  
\*\*\*\*\*



(I)

**HIGHLIGHTS ON IMPORTANT ASPECTS OF LOWER SUBANSIRI DISTRICT AS ON 31<sup>ST</sup> MARCH 2022.**

Sl.No.	ITEMS		UNITS	PARTICULARS
0	1		2	3
I	GENERAL			
1	Geographical Area		Sq.Km.	1339.33 Sq. Km.
2	Sub-Divisions		Nos.	3
3	Circles		Nos.	7
4	Blocks		Nos.	4
5	Villages		Nos.	416
6	Town(Notified Town)		Nos.	2
7	Number of Household			
	i)	Total	Nos.	12776
	ii)	Rural	Nos.	9772
	iii)	Urban	Nos.	3004
II	POPULATION AS PER 2011 CENSUS			
1	a	Total Population	Nos.	67751
	b	Male	Nos.	34203
	c	Female	Nos.	33548
2	a	Total Rural Population	Nos.	54945
	b	Male	Nos.	27820
	c	Female	Nos.	27125
3	a	Total Urban Population	Nos.	12806
	b	Male	Nos.	6383
	c	Female	Nos.	6423
4	Population excluding (0-6) years of age group			
	i)	Total	Nos.	60049
	ii)	Male	Nos.	30247
	iii)	Female	Nos.	29802
5	Population in the age group(0-6) years			
	i)	Total	Nos.	7702
	ii)	Male	Nos.	3956
	iii)	Female	Nos.	3746
6	Density of Population		Person per Sq.Km.	51
7	Sex Ratio		Female per 1000 Males	980
	i)		Rural	975
	ii)		Urban	1006
8	Decennial growth rate		2001-2011	(+)21%
9	Total Literate Population		Nos.	46573
	a	Male	Nos.	25229
	b	Female	Nos.	21344
10	Literacy percentage of total population(excluding 0-6 years of age)			
	a	Total	Percent	68.72
	b	Male	Percent	54.17
	c	Female	Percent	45.82

(II)

11	Category-wise classification of Main Workers		
11.1	Total	Main Workers	Nos. 24626
	i)	Rural(Total)	Nos. 20108
	a	Male	Nos. 11384
	b	Female	Nos. 8724
	ii)	Urban(Total)	Nos. 4518
	a	Male	Nos. 3034
	b	Female	Nos. 1484
11.2	Total	Main Cultivators	Nos. 6048
	i)	Rural(Total)	Nos. 5884
	a	Male	Nos. 2804
	b	Female	Nos. 3080
	ii)	Urban(Total)	Nos. 164
	a	Male	Nos. 62
	b	Female	Nos. 102
11.3	Total	Main Agricultural Labours	Nos. 727
	i)	Rural(Total)	Nos. 701
	a	Male	Nos. 333
	b	Female	Nos. 368
	ii)	Urban(Total)	Nos. 26
	a	Male	Nos. 19
	b	Female	Nos. 7
11.4	Total	main Household Industry	Nos. 166
	i)	Rural(Total)	Nos. 127
	a	Male	Nos. 74
	b	Female	Nos. 53
	ii)	Urban(Total)	Nos. 39
	a	Male	Nos. 27
	b	Female	Nos. 12
11.5	Total	Main Other Workers	Nos. 10974
	i)	Rural(Total)	Nos. 7153
	a	Male	Nos. 5295
	b	Female	Nos. 1858
	ii)	Urban(Total)	Nos. 3821
	a	Male	Nos. 2748
	b	Female	Nos. 1073
12	Total	Marginal Workers	Nos. 6711
	i)	Rural(Total)	Nos. 6243
	a	Male	Nos. 2878
	b	Female	Nos. 3365
	ii)	Urban(Total)	Nos. 468
	a	Male	Nos. 178
	b	Female	Nos. 290
13	Total	Non-Workers	Nos. 43125
	i)	Rural(Total)	Nos. 34837
	a	Male	Nos. 16436
	b	Female	Nos. 18401
	ii)	Urban(Total)	Nos. 8288
	a	Male	Nos. 3349
	b	Female	Nos. 4939



(III)

III	CLIMATE		
1	Rainfall during 2022		
	a	Ziro HQ.	MM
			927.9
2	Temperature during 2022 in the district		
	a	Max.	In cg.
			29° C
	b	Min.	In cg.
			5° C
3	Relative Humidity during 2022 in the district		NA
IV	ALTITUDE OF IMPORTANT PLACES		
1	Ziro HQ	Mtrs above sea level	1564
2	Old Ziro	-do-	1572
3	Yachuli	-do-	NA
4	Pistana	-do-	NA
5	Yazali	-do-	NA
6	Deed	-do-	NA
7	Loth	-do-	NA

V. Name of indigenous scheduled Tribe of the district: - a) Apatani.  
b) Nyishi.

VI Main festivals of the Tribal people:- Apatani's - Dree, Yapung, Myoko & Murung  
Nyishi's - Nyokum, Sirom - Molo.

VII. Important Rivers: (a) Panior (b) Panya (c) Pange (d) Kiile.

VIII. Hydel Project with capacity:  
(a) Micro hydel project. M.W. NA  
(b) Diesel Generating set. M.W. NA

X. Innerline Check Post Kimin and Gumto.

XI. 1. Nearest Rail-Head Naharlagun (100 Km from Ziro)  
2. Airport/Helipad Old Ziro.

XII. Highest Peak in Lower Subansiri Talle Valley (10,000ft. SL).

XIII. Important Tourist places a) Ziro Putu b) Siikhe Lake  
c) Tarin (High Altitude Fish Farm)  
d) Pange e) Talle Valley  
f) Ranganadi Hydro Project 43 Km Yazali.

(IV)

- XIV. Circuit House/Tourist Lodge/  
Guest House/ Hotel      Circuit House Hapoli, Tourist Lodge  
Manipolyang(Hapoli), Guest House Old Ziro,  
Hotel Blue Pine, Arunachal Guest House, Hotel  
Zimin Ziro, Hotel Ziro View, Hotel Valley  
View, Hotel Pine Ridge and Hotel Centre  
Point,Hotel Ziro, Biirii Resort,Siirro Resort,Hotel  
Palace Inn.
- XV. Important occurrence of Minerals      a) Barley – Near Yachuli.  
b) Clay – Pita pool area.  
c) Coal-In SiroVillage and Pange Valley.  
d) Cobalt –Nickel – Near Potin.  
e) Copper Ore – Southern bank of river  
Ranga near Potin  
f) Graphite – Near Yazali.  
g) Limestone – In Yazali area  
h) Mica – Near Ziro, Pita pool and Potin.  
i) Pyrite and Pyrrhotite – In Pange River.
- XVI. Important Forest Species      Hollock, Jutuli, Bahra, Amari,  
Sam,Champa, Blue pine, Simuli, Dhuna, Bola,  
Halipolia and Makrisal.
- XVII. Important Fauna  
a) Animals      Leopard, Jungle Cat,Tiger, Elephant,Bear,  
Deer, Jackle, Wild Buffalo, Large India  
Civet,Monkey, Palm Civet.  
b) Birds      Horn-bill,Cucko,Dove,Owl,Wood Packer,  
Bulbul, Sparrow, Crane, Eagle.  
c) Fishes  
i) Fishes available in      :Tar-Tar, Tarputi-tar, Tar Cuderi Tar.  
Natural water.  
ii) Fishes cultures      Common carps.
- XVIII. Land use pattern      Forest, Jhumming, TRC, WRC and  
Horticulture.
- XIX. Main Agriculture produces  
a) Rabi      Rice Maize, Millet, Wheat.  
b) Kharif      Potato, Cabbage, Vegetables.
- XX. Main Horticulture produces      Apple, pears, Plum, Peach,Orange,Guava,  
Pine-Apple, Banana and Kiwi.
- XXI. Main Livestock      Mithun, Pig, Goat, Cattle.
- XXII. Staple Food      Rice, Maize and Millet.



- A -

## A SYNOPSIS OF LOWER SUBANSIRI DISTRICT

Lower Subansiri District of Arunachal Pradesh is laying approximately between 92° 40' and 94° 21' East Longitude and 26° 55' and 28° 21' North Latitudes. The District is bounded by Kra-Daadi District and some part of Kamle District to the North, Kamle District to the East, Papumpare District and State of Assam to the south and Kra-Daadi and Papum Pare Districts to the West respectively.

### HISTORICAL GENESIS:

The name of the District is derived from the Subansiri River, a tributary of Mighty Brahmaputra that flows through Raga Circle of present Kamle District. Till 1914, the District was a part of North Lakhimpur District of Assam. By the Government of India Notification of 1914, the area cover by this District became a part of Lakhimpur Frontier Tract of the "North East Frontier Tract". In March, 1919, by another public Notification, the Lakhimpur Frontier Tract along with Western sector was renamed as the "Balipara Frontier Tract". In 1946, the district area was curved out of the Balipara Frontier Tract in the name of "Subansiri Area" with its Headquarter at North Lakhimpur. In 1954, Subansiri Area was renamed as the "Subansiri Frontier Division" and its Headquarter was later transferred to Ziro. Like other part of NEFA, the District was under the Ministry of External Affairs and over-all In-charge was Political Officer. On 1st September, 1965, the Ministry of Home Affairs took over the Administrative charge of NEFA from Ministry of External Affairs and Subansiri Frontier Division was renamed as Subansiri District and Political Officer was redesignated as Deputy Commissioner, Addl. Political Officer as Addl. Deputy Commissioner, Assistant Political Officer (I) as Assistant Commissioner, Assistant political Officer (II) as Extra Assistant Commissioner and Base Superintendent as Circle Officer respectively.

On 13th May' 1980, Subansiri District was bifurcated into Lower and Upper Subansiri District, Upper Subansiri District was formed by covering the area of the then Daporijo Sub- Division and rest of the area of erstwhile Subansiri District was placed under Lower Subansiri. On 22nd September, 1992, Lower Subansiri District was again bifurcated and Papumpare District was formed. Again by a notification of Govt. Vide. No. DAD-30/98 dtd. 16th April 2001, Kurung Kumey District was formed areas covered by the Koloriang Sub- Division. Again in the year 2019 Lower Subansiri District was bifurcated and Kamle District was formed by covering the area of Raga Sub-Division.

### PHYSIOGRAPHY:

The Lower Subansiri District covers approximately an area of 3,460(Approx) Sq. km(Undivided). The topography of the District is mostly mountaineous terrain, where the hill range varies approximately from 1000 to 1600 meters above sea level. A greater part of its falls within the Higher mountain Zone consisting of tangled peaks and valleys. Nature has gifted the heart land of the District in the form of magnificent plateau at above 1564 meters above sea level, where District Headquarter, Ziro is located

- B -

The forest of the District are rich in valuable species of trees and different varieties of shrubs, cane and bamboo grow plenty and the exquisite floral treasures of wilder species may often be found in the shadowy recesses of the Forest. The Forest of the District has got great economic values and various type of wild game. The District is also rich in wild fauna such as tiger, panthers, leopard, cats, bear, boars, antelopes and barking deer etc. beautify this nature's Zoological Garden.

The main rivers of this District are Pange and Panior, which flows towards South-West and meets the mighty Brahmaputra in plain of Assam.

### **CLIMATE:**

The Climatic condition of the District varies from place to place, season to season. The climate is largely influenced by the nature of terrain depending upon altitude and location of place and it can broadly be divided into four seasons in a year generally (1) the cold weather season is from December to February, (2) March to May is the premonsoon season of thunders storm follows by (3) the South-West Monsoon from June to about to middle of October and (4) the second half of October to November which constitutes the post monsoon or the retreating monsoon period and is a period of transition. In the foot hills or low high belt area of the District, the climatic condition is moderate in comparison to high belt areas, where during winter is very cold and chill while in summer is pleasant. December and January are generally the coldest month and July and August are the warmest months.

Annual rainfall in the South-East is heavier than that in the Northern areas of the District. During the monsoon period more than 70 percent of the rain over the Southern half occurs, while it is about 60 percent in the Northern portions. Variability of rainfall for the monsoon in a year, as a whole, are relatively small, Average Annual Rainfall of the District Headquarter, Ziro is recorded as 927.9 mm during 2021.

Relative Humidity is always high through out the year except in the winter months being slightly less humid. In the cold season the sky is obscured in the morning due to lifted fog which clear with the advance of the day generally moderately clouded in the period of March to May, heavily clouded in the monsoon season and clear or slightly clouded in the post monsoon season. Winds are generally light strong katabolic winds down the valleys are experienced as local effect produced by nature of terrain.

### **POPULATION (2011 CENSUS)**

As per 2011 census, Lower Subansiri District has recorded a population of 67751 comprising 34203 males and 33548 females. Of which 54945 (27820 males (+) 27125 females) are rural population spreading over 416 villages and 12806 (6383 males (+) 6423 females) are urban population. The proportion of rural population of the district constitutes 81.09 percent. While urban population constitutes 18.90 percent. The district population accounts for 4.90 percent of total population of the State. The average density of population per Sq.km. is 24 for the district as compared to 17 persons for Arunachal Pradesh.

Lower Subansiri District is comprised of 4 (Four) CD block with an area of approx. 3460 Sq.km (Undivided). Out of CD blocks, Ziro-I CD block stands highest in rural population followed by Ziro-II, Hong-Hari and Pistana CD blocks.



- C -

As per 2011 census, the literate persons and percentage to the total population of the district excluding children's in the age group (0-6) has been recorded as 46573 (68.74 %). The Rural literate persons and percentage of the district constitutes 36844 and 79.11 out of which, 20135 (54.51) are males and 16709 (45.48) are females. Urban population constitutes 9729 literates, the percentage being 20.88 to total urban population. Out of which, 5094 (52.35 %) are males and 4636 (47.67 %) are females. The literacy rate of the district (Rural + Urban) has increased from 48.41 percent in 2001 to 68.74 percent in 2011 census (excluding 0-6 years of age group).

So far as CD Block wise literacy rate is concerned, Ziro-I CD Block ranks first with 52 percent followed by Ziro-II (24.10 %) Hong-Hari (15.06 %) and Pistana (8.83 %).

Decadal variation of population of the district is found to be (+) 21 percent over the last decade (2001-2011). While looking at the block level figures of decadal variation, it is observed that percentage of decadal variation is found to be highest in the Ziro-I CD Block (47.86 %) followed by Ziro-II (26.90) Hong-Hari (14.64) and Pistana (10.58).

The sex ratio of the district is found to be 980 females per 1000 males as compared to 938 Females per 1000 males for Arunachal Pradesh. It is noticed that the sex ratio for rural area of the district constitutes 975 females per 1000 males and sex ratio of urban area of the district has recorded 1006 females per 1000 males. Out of 4 (Four ) CD-Block, Pistana CD-Block ranks first in respect of sex ratio (1025 females per 1000 males ) followed by Hong-Hari with 1006 female per 1000 males, Ziro-I 977 females per 1000 males and Ziro-II 956 females per 1000 males respectively.

There is no Schedule cast population in Lower Subansiri district as per 2011 Census. Out of 67,751 Total Population of District 58191 (85.88 %) is total ST population of the district. Out of which, 28528(49.02 %) are males and 29663 (50.97 %) are females as compared to 64.22 percent for Arunachal Pradesh. Total scheduled tribe population to total rural population has recorded 54945 persons (27820 male (+) 27125 females), the percentage being 85.32.70 (49.61 % males and 50.38 % females) Total scheduled tribe population to total urban population constitutes 8537 (3891 males and 4646 females), the percentage being 45.57 males and 54.42. % females)

The total (Main (+) Marginal) workers in the district constitutes 31337 persons (17474 males and 13863 females), the percentage being 46.25(55.76 % males and 44.23 % females) as against 40.69 percent in 2001 census. Out of which 24626 are main workers, 6711 are marginal workers and 43125 are non-workers. The total main workers to total rural population constitutes 44.81 percent, the males being 56.61 percent and females 43.38 percent, marginal workers recorded 11.36 percent (46.09 % males and 53.90 % females) and total non-workers recorded 63.40 percent (47.17 % males and 52.82% females)The total main workers to the total urban population indicates 35.28 percent (67 % males and 33% females ),marginal workers recorded 9% percent 46 % males and 54 % females ) and non-workers recorded 63.6% percent (46.38 % males and 53.6 % females ) In case of CD Block wise percentage of total workers to total population, it is noticed that Ziro-I CD Block stands first (17.23 % )followed by Ziro-II CD Block(9.55% ) Hong-Hari CD Block(6.70 % )and Pistana CD Block(3.53 %) respectively.

The district Headquarter, Ziro was declared as Urban during 1991 census of India and rest circles are still considered as Rural.

**LOCAL INHABITANTS**

There are two major tribes in lower Subansiri District namely Apatani & Nyishi:

**APATANI:-**

The Apatanis belongs to the Tibeto-Mongoloid stock. All Apatanis trace their decent from one legendary ancestor, ABOTANI. They are said to have migrated to this magnificent valley from northern area, beyond Kurung and Kumey rivers. This revealed from several finding like neolithic celts at in Kurung Kumey, Kra Daadi, Kamle and Upper Subansiri districts. It is apparent that they followed the path of Kumey, Kurung (Kamla) and Subansiri rivers. They are well built, fair in complexion and medium to tall in structure. The Apatanis live in fairly large villages, which are compact and permanent although during recent years they have settled down at several satellite villages. All of them are mutually interlinked by kinship, ritualistic and friendship ties. Their houses were traditionally made of bamboo and timber though metallic and concrete materials are increasingly being used these days.

An Apatani family is partriarchal. The religion is indigenou who follow Danyi-Pwlo; many follow Christainity too these days. Earlier, the Apatani had prominent tattoo marks on their faces. However, the system of tattooing has been banned by the younger generation and is no longer practiced now.

The Apatanis have a number of clans. The tribe endogamy and clan exogamy is the rule of the tribe. Monogamy is the social norm but some times biogamy is also practiced. Marriage used to be solemnized by way of negotiations or by omen with chicken lever. These days, love marriage is the norm.

The Apatani perform many pantomime dances out of which the DAMINDA and PAKHU-ITTU are very popular. DREE, YAPUNG, MYOKO and MURUNG are the major festivals of Apatanis. The Myoko festival is celebrated every year in the month of March in cyclic manner by three groups of villages – Nwchi-Nwtw, Hari-Bulla and Twni-Dwbo. The first group comprised of Hong village, in the second group are Hari and Bulla villages (comprising Kalung, Reru and Tajang) and the third group comprises of the villages of Hija, Dutta, Mudang-Tage, Michi and Bamin. Murung is celebrated every year in the month of January. The significance of these festivals are mainly to ensure better cultivation, protection of the grains from hailstone, storms, insect and wild animals and well being of villagers in general.

The Apatanis are skilled agriculturists. They practice permanent type of cultivation and their paddy fields have well developed and irrigation systems. They rear several domestic animals, the prominent among them being the Mithuns (*Bos frontalis*), cattle, pig and poultry. The Apatani women are skillful weavers; jilang, jikhe, jig-jiro, pyaming, etc. are some of the well known textiles. Cane and bamboo handicraft is practiced by men folk.



- E -

The institution of village council called Bulyang act as the arbiters of customary laws and upholders of justice. The Bulyangs are of two broad groups. The first group comprises of Talyang-Hao and Tini-Dwbo Comprised of (Hari, Kalung, Dutta, Mudang-Tage and Bamin-Michi villages); the second group comprises of Nichi-Nwtw, Dwre-Hija and Reru Tajang (Reru, Tajang, Hija and Hong villages).

#### **NYISHIS:**

Nyishi are believed to be belonged to the Tibeto-Mongoloid stock. All Nyishis trace their decent from legendary ancestor, ABOTANI, Whose sons are believed to have been the fore father of three groups of clans known as DOPUM, DODUM and DAL respectively. The Nyishis, inhabitants of the western half of the district, are migrated from northern area beyond Khru and Kime River. They are well built, fair in complexion and medium to tall in physical structure. Some of them have good knowledge of business. Their houses are made of Thatch, bamboo and timber.

Each of these main groups (Dopum, Dodum and Dal ) is sub-divided into phratries and exogamous clans and there are area where clan of all these three main groups live side by side. Nyishi family is patriarchal and polygamy is being practised. Mithuns are essential part of the bride price for marriage. Their houses are dispersed over the hill-side and they live in small scattered villages. Most of their dwelling houses are long with many hearths accommodating as many as five to six households belonging to a common lineage. Families may join or leave a village at their will from one village to the other.

The Nyishis observe a number of ceremonies in the villages. The important community festival is known as NYOKUM, performed once in a year in the month of February. During this festival the priests devote days together to pray the Supreme being Men and Women rejoice by dancing, singing and feasting as part of the ceremony.

The Nyishis too have a number of songs and dances for different socio-religious festivals. The RIKAM-PADA is the most popular and important song and dance of Nyishi community. The significance of Nyokum festival is to ensure better cultivation, protect the grains from natural calamities and also for the prosperity of the villagers' well being in general.

The Nyishi women are adapted in weaving skill. Basketry is popular handicraft among the men folk. The Nyishi are agriculturists and they commonly practices shifting cultivation (Jhuming) Permanent cultivation is also being progressively adopted, where ever it is feasible. Principal method of Jhuming consists of clearing of patch of jungle by cutting and burning after number of years called the "Jhum Cycle". They rear Mithuns, cows, pigs, goats and fowls. They hunt and chase by spears, traps, bows and arrows.

The primary social unit is household comprising of several elementary families having in some cases as many as sixty or seventy members. Such a long houses is virtually autonomous and self content. The member of each such household submit to the authority of the head of the household. In every village, there are one or two influential men to whom the people of the village may approach for helping in disputes among themselves. Such people are called Nyats and in their role of intermediaries are referred to BOOT or GINGDUNG. Inter village disputes are settle by Nyats and Gingdung.

The Nyishis are basically individualistic. The feeling of openness is through blood and the clan spirit. Any disputes created among them are considered to be personal rather than social matters and the parties are often left themselves to settle their score, without interference of the society.

The theoretical anarchy in the absence of councils of elders is mitigated by two factors, first the co-existence of several; clans in the same area compel them to conform to certain peaceful standard. Secondly, the service of go between recognized and accepted lead to peaceful settlement of disputes. These Gingdung or intermediaries are having no political or judicial power nor can they inforce their decisions. The success lie in arranging the meeting of the two contending parties and their influential supporters discuss the disputes and reach an unanimous agreement or decisions. What is reasonable and just is usually accepted. Such assemblies sometime sit for many days and the case is debated. The penalties decided are eventually paid by offender but society at large does not bear responsibility to ensure that payment is made accepted in the way of persuasion through public opinion and intimidation in the way of presenting the possibility of enlarging the area of conflict through partisan-ship. These are often enough to pressurize the offender to pay the fines imposed in the assembly usually through friends and relatives, who may even go to the extent of materially assisting the offender to make down payment of fines. The Nyishi customary laws prescribed standardized compensations for various offences.

Nowadays, most of Nyats have recognized as the Goan Burahs, who take a leading role in settlement of disputes. In important cases, they are usually called from the different villages of the area to sit in a council.



**ADMINISTRATIVE SET-UP :**

The Administrative set-up is based on single line administration, which aims at keeping closest co-operation amongst various developmental departments with the administration to keep step together for speedy development of the people and area.

The entire Lower Subansiri District is divided into 3 (Three) Sub-Divisions viz: Ziro, Old Ziro and Yachuli Sub-Division. Ziro Sub-division comprised of Ziro (Sadar) Circle, Old Ziro Sub-Division comprised of Old Ziro Circle, Yachuli Sub-Division has got 5 (Five) Circles, namely Yachuli, Pistana, Deed, Yazali and Param Putu Circles.

The District has 7 (Seven) circles comprising of 416 villages. The District has been covered by 4 (Four) CD blocks namely Ziro-I, Ziro-II, Hong-Hari and Pistana.

The Deputy Commissioner being the over all in-charge of the district maintains law and order with the help of Administrative officers and Police force. He also looks after the developmental activities of the district. The villagers have their own customary administrative system in the form of traditional village councils. The Assam Frontier (Administration of Justice) Regulation 1945 authorizes the village councils to settle all civil matters and certain criminal matter falling within their jurisdictions. However, for all matters, the Deputy Commissioner and other administrative officers have jurisdiction under the supervision of Guwahati High Court, Itanagar permanent bench who hold the appellate and the Revisional authority.

The Panchayat Raj system has been introduced in the District with the North East Frontier Agency Panchayat Raj Regulation,1967. (1) The Panchayat Body exist at the village level. (2) The Gram Panchayat at the Block level, (3) The Zilla Parishad operates at the District level. The regulation provides for the effective participation of the people in the Administration of Arunachal Pradesh through the Institutions set-up under the PANCHAYAT RAJ Scheme.

\*\*\*\*\*  
 \*\*\*\*\*  
 \*\*\*  
 \*

**CHAPTER:1 :: ADMINISTRATIVE SETUP.**  
**ADMINISTRATIVE SET-UP SHOWING DISTRICT, SUB-DIVISIONS & CIRCLES**  
**IN LOWER SUBANSIRI DISTRICT.**

**Table No.1.1**

Sl.No.	District	Sub-Division	Circle	Year of opening	Rank of Officer in-charge
0	1	2	3	4	5
1	Lower Subansiri	ZIRO	Ziro	1952	DC
		OLD ZIRO	Old Ziro	2009	SDO
		YACHULI	1. Yachuli	1993	ADC
			2. Pistana	1994	CO
			3. Deed	2011	CO
4. Yazali	2008	CO			
5. Param Putu	2019	CO			

Source :- D. C, Ziro.



**DISTANCE OF CIRCLE HQ.FROM DISTRICT HQ.LOWER SUBANSIRI**

**Table No. 1.2**

Sl. No.	District H.Q	Circle H.Q	Distance from the Dist.HQ.			Total distance ( Col. 3+4 ) (In Km )	Mode of communication
			Motorable Road (In Km )	Porter Track Distance ( In Km.)	No.of stages		
0	1	2	3	4	5	6	7
1	Ziro.	1. Ziro	0	0	0	0	Road
		2. Old Ziro	7	0	0	7	Road
		3. Yachuli	23	0	0	23	Road
		4. Pistana	52	0	0	52	Road
		5. Deed	43	0	0	43	Road
		6. Yazali	40	0	0	40	Road
		7. Param Putu	20	0	0	20	Road

Source :- D.C, Lower Subansiri District, Ziro.

**COMMUNITY DEVELOPMENT BLOCK SET-UP SHOWING THE CIRCLES UNDER CD-BLOCK IN LOWER SUBANSIRI DISTRICT.**

**Table No. 1.3**

Sl. No.	Name of Block	Name of Circles Under the Block	Block (H.Q)	Distance from Block H.Q (Km)	Mode of Communication	Rank of Officer In charge
0	1	2	3	4	5	6
1	Ziro-I CD Block	1. Part of Ziro (Sadar) Circle.	Old Ziro	7	Road	BDO
		2. Part of Old Ziro Circle.	Old Ziro	0	Road	
2	Hong-Hari	Part of Ziro (Sadar) and Old Ziro Circle	Ziro	0	Road	BDO
3	Ziro-II CD Block	1. Yachuli	Yachuli	0	Road	BDO
		2. Yazali	Yachuli	14	Road	
4	Pistana	1. Pistana	Pistana	0	Road	BDO
		2. Deed	Pistana	25	Road	
		3. Param Putu	Pistana	72	Road	

Source:- DC, Ziro



DISTRIBUTION OF BLOCK-WISE POPULATION IN LOWER SUBANSIRI DISTRICT

Table No. 1.4

SL. NO	Name of CD-Block	O C K - W I S E P O P U L A T I O N A S P E R 2 0 1 1 C E N S			Year of opening
		Total	Male	Female	
0	1	2	3	4	5
1	Ziro-I CD-Block	32,427	16400	16027	1958
2	Ziro-II CD-Block	18229	9318	8911	1988
4	Pistana	7170	3539	3631	2014
5	Hong-Hari	9925	4946	4979	2014
	<b>Total:</b>	<b>67,751</b>	<b>34,203</b>	<b>33,548</b>	<b>0</b>

Source:- DC, Ziro and Director of Census Operation, AP, Shillong-3

**CHAPTER : 2 :: AREA AND POPULATION.**  
**DISTRIBUTION OF POPULATION ( INCLUDING ST/SC.POPULATION) & PERCENTAGE OF LITERACY( EXCLUDING**  
**( 0-6 YEARS OF AGE ) IN LOWER SUBANSIRI DISTRICT AS PER 2011 CENSUS.**

**Table No.2.1**

Sl. No.	Name of circle	Area (In Sq. Km)	Population			Total SC	Total ST	Others	% of literacy to District total population
			Male	Female	Total				
0	1	2	3	4	5	6	7	8	9
	Ziro (Sadar)	NA	11352	11395	22747	NIL	17742	5005	24.95
1	Urban	NA	6383	6423	12806	-do-	8537	4269	14.35
	Rural	NA	4969	4972	9941	-do-	9305	736	10.59
2	Old Ziro	NA	9994	9611	19605	-do-	18177	1428	21.14
3	Yachuli	NA	3497	3285	6782	-do-	7912	654	6.55
4	Pistana	NA	2424	2479	4903	-do-	4831	72	4.08
5	Deed	NA	1115	1152	2267	-do-	2222	45	1.98
6	Yazali	NA	4925	4738	9663	-do-	7307	2356	8.91
7	Param Putu	NA	896	888	1784	-do-	1770	14	1.1
	Dist.Total:Rural	NA	27820	27125	54945	-do-	49654	5291	54.35
	Dist.Total:Urban	NA	6383	6423	12806	-do-	8537	4269	14.35
	<b>Total ( R+U )</b>	<b>3460 (Approx.)</b>	<b>34203</b>	<b>33548</b>	<b>67751</b>	<b>-do-</b>	<b>58191</b>	<b>9560</b>	<b>68.74</b>

Source:- Director of Census Operations, AP, Shillong- 3.



**CIRCLE-WISE AND VILLAGE-WISE POPULATION OF LOWER SUBANSIRI DISTRICT AS PER 2011 CENSUS DURING THE YEAR 2020-2021**

**Table No. 2.2**

Sl. No	Name of District/ Circle/Village/ Town.	No. of Household	Population			Population 0-6 years		
			Person	Male	Female	Person	Male	Female
0	1		3	4	5	6	7	8
A	LOWER SUBANSIRI DISTRICT	15249	83030	41843	41187	10320	5248	5072
	ZIRO (SADAR) CIRCLE	4835	22747	11352	11395	2239	1102	1137
	URBAN	3004	12806	6383	6423	1430	391	418
	RURAL	1831	9941	4969	4972	809	711	719
1	TARIN	2	11	5	6	2	1	1
2	KIJANG	16	115	60	55	6	1	5
3	TIIBA	5	22	16	6	1	1	0
4	TARIN AGYA	5	25	14	11	0	0	0
5	BAMIN MICH TAWTIBE	1	9	3	6	0	0	0
6	TAWTIBE	1	2	1	1	0	0	0
7	BAMIN-MICHITARIN	10	15	10	5	0	0	0
8	TARING (HONG)	1	7	5	2	2	1	1
9	BYAPIN	26	118	60	58	4	0	4
10	DIKOPIITA	30	169	85	84	17	9	8
11	HALEY	2	8	4	4	0	0	0
12	LODDERKONTI	1	8	6	2	0	0	0
13	GYAI	3	13	7	6	1	0	1
14	HULAPUTU	11	56	26	30	12	5	7
15	DUSU	8	50	27	23	8	6	2
16	LOWER DILO	5	11	10	1	0	0	0
17	SIICHOBO	2	6	3	3	1	0	1
18	KONTII	8	47	24	23	1	1	0
19	SIIRO	36	186	90	96	16	6	10
20	BELONGBO	1	5	2	3	0	0	0
21	CHOLO AGYA	2	5	4	1	0	0	0
22	HAKHE-TARI	10	38	22	16	2	1	1
23	TARUTAHE	10	36	20	16	4	2	2
24	SIIRO AGO	9	75	40	35	10	2	8
25	MANIPOLYANG	47	198	97	101	34	17	17



	1	2	3	4	5	6	7	8
0								
26	TARU	3	6	6	0	0	0	0
27	BHU	1	1	1	0	0	0	0
28	LAYU	4	16	11	5	3	2	1
29	TIIBA	7	34	17	17	2	0	2
30	NENGCHANGLYA	22	83	39	44	4	2	2
31	RABII	1	3	1	2	0	0	0
32	TAYUGA	7	64	38	26	6	4	2
33	SALIYOGA	3	14	6	8	2	0	2
34	DILOPOLYANG	5	35	17	18	1	1	0
35	DILO-YAO	2	4	2	2	0	0	0
36	PAKING-PABU	1	4	3	1	0	0	0
37	BOI	1	3	2	1	0	0	0
38	TUKUNG	2	10	5	5	1	1	0
39	LODDER	1	1	0	10	0	0	0
40	TADU	1	1	1	0	0	0	0
41	LODDER-I	2	10	2	8	1	0	1
42	YO-DABOI	1	1	1	0	0	0	0
43	SIITTI-ADIN	6	26	14	12	5	2	3
44	SIBE (HONG)	11	70	36	34	8	3	5
45	TALEE	16	103	62	41	10	4	6
46	SUGYU-PABU	2	9	4	5	0	0	0
47	TALLE VALLEY	2	12	12	0	0	0	0
48	TARO MORE	1	2	1	1	0	0	0
49	ZAMRA	1	1	1	0	0	0	0
50	HONG-I	181	119	581	616	85	40	45
51	DOLO POBA	2	9	5	4	4	3	1
52	LENTHA PABU	3	6	3	3	0	0	0
53	NARA PABU	10	47	27	20	4	3	1
54	KHEMELIYANG	2	12	5	7	0	0	0
55	DIGEN	2	11	5	6	2	1	1
56	TAYUKO	3	13	6	7	1	0	14
57	HAKUPO	5	7	5	2	0	0	0
58	MAKUNG	7	25	14	11	2	0	2





0	1	2	3	4	5	6	7	8
59	HONG-II	155	936	458	478	53	31	22
60	SANGEPO	4	12	5	7	0	0	0
61	PUSA YORDA	1	3	1	2	1	0	1
62	SIHING	6	22	13	9	3	1	3
63	NAMILIGO	2	5	1	4	0	0	0
64	UKOBIJE	1	4	1	3	0	0	0
65	RANTII	2	9	5	4	2	2	0
66	BAKHANII	15	59	32	27	2	0	2
67	KHAHU	7	45	23	22	1	1	0
68	SIKHEBO	15	90	45	45	3	2	1
69	HONG-III	65	480	244	236	37	19	18
70	POKHE-AKANG	3	12	6	6	0	0	0
71	YOLYO	1	5	2	3	0	0	0
72	TAHU	10	39	14	25	2	1	1
73	TERO AGO	2	5	3	2	0	0	0
74	SIIRI DIPII	1	2	1	1	0	0	0
75	TARU KELYANG	1	3	3	0	0	0	0
76	RUBU	5	14	9	5	2	1	1
77	PORALYA	3	15	10	5	4	4	0
78	SILYO	17	83	38	45	10	3	7
79	UKOPO	5	35	16	19	0	0	0
80	SOHO SAMBU	17	90	38	52	3	1	2
81	PARPII	10	50	21	29	2	1	1
82	PEPUNGKO	1	5	1	4	1	0	1
83	KATUPO	7	54	33	21	4	1	3
84	POKHE AYO	14	84	51	33	10	6	4
85	NANU	3	13	10	3	0	0	0
86	GYALANG-AGYANG	16	88	45	43	6	2	4
87	KHACHI	11	50	24	26	2	1	1
88	HANOKO	5	28	14	14	2	1	1
89	PAI ACHANG	3	3	1	2	0	0	0
90	BIREE (HONG)	15	61	31	30	5	3	2
91	DUKUR	20	92	44	48	0	0	0



0	1	2	3	4	5	6	7	8
92	AKANG-DUKUR	21	104	54	50	4	4	0
93	GANO	5	24	11	13	3	2	1
94	BOHAN	1	5	2	3	0	0	0
95	MIDING-PASSU	2	8	6	2	0	0	0
96	BOHAN-II	1	5	3	2	2	2	0
97	KHOGYO	7	32	16	16	3	1	2
98	KATU-NYATU	11	37	17	20	1	1	0
99	MUDANG-TAGE-I	61	369	176	193	29	15	14
100	MUDANG-TAGE-II	167	1021	504	517	80	42	38
101	PAROLYAPYO	10	51	23	28	5	2	3
102	LIAGI-TAGE	9	65	32	33	6	4	2
103	BREE	43	345	183	162	22	7	15
104	MICHI	51	341	164	177	44	20	24
105	TIIBEKO	3	13	5	8	0	0	0
106	TABUNG BYARANG	6	25	16	9	2	2	0
107	TARIKO	1	6	4	2	0	0	0
108	POBII	2	4	2	2	0	0	0
109	KIIDII	5	15	12	3	0	0	0
110	SIRII PABU	11	44	22	22	7	3	4
111	BAMIN	42	251	121	130	19	12	7
112	BYONII	7	30	15	15	2	2	0
113	SIBIYARO	16	72	38	34	12	6	6
114	KOCHIPAKRE	13	52	21	31	5	1	4
115	HALYA-SIIGANG	9	46	24	22	4	2	2
116	DAPOPOGYANG	10	55	28	27	2	0	2
117	ABULYANG	47	214	104	110	16	7	9
118	BAMIN MICHI DUKUR	35	153	77	76	15	6	9
119	AKHO-EBYO	5	19	8	11	1	0	1
120	SIBE	81	331	135	196	49	20	29
121	YAHIBO HAGYA	16	70	39	31	7	5	2
122	BYACHI	11	43	26	17	2	1	1
123	PORBUHIDEY	22	120	54	66	11	3	8
124	SALANG	11	50	23	27	7	3	4





0	1	2	3	4	5	6	7	8
125	SIIGYA	26	114	56	58	12	8	4
126	AMUNG	4	42	24	18	1	1	0
127	PANGE	17	25	19	6	2	2	0
128	SIISANG	6	0.4	15	19	4	2	2
129	MOKO	9	47	22	25	4	23	2
130	MYOLIKO	3	23	16	7	1	0	1
131	KALO	1	14	4	10	1	0	1
132	NIBYO	2	16	11	5	2	2	0
133	TOH MYOBIA	1	2	1	1	0	0	0
134	BYORE	1	5	2	3	3	1	2
135	GYABU	5	27	16	11	2	0	2
136	PAKHANGTOKU	1	1	1	0	0	0	0

Sl. No	Name of District/ Circle/Village/ Town.	No. of Household	Population			Population 0-6 years		
			Person	Male	Female	Person	Male	Female
0	1	2	3	4	5	6	7	8
B	OLD ZIRO CIRCLE							
1	MEGYA	12	64	19	45	2	1	1
2	SARANG	8	53	10	43	1	0	1
3	BOLYA	16	98	34	64	7	3	4
4	HARI-I	70	637	303	334	40	20	20
5	SHI	1	7	4	3	0	0	0
6	KULULEMP	4	21	7	14	2	0	2
7	PUDUWAN	7	35	17	18	6	3	3
8	SIIGANG-NENTIN	19	101	51	50	0	0	0
9	DINKHU	51	284	132	152	23	13	10
10	RANTII ALI	30	178	82	96	7	2	5
11	MYOLYANG	8	40	20	20	3	3	0
12	HARI-II	176	894	427	467	81	40	41
13	GYATI	50	424	224	200	20	16	4
14	TASSO	65	630	317	313	55	34	21
15	YASHIBO	3	18	10	8	3	2	1
16	GANDIALI	7	40	27	13	2	2	0
17	BYARA	49	438	231	207	39	26	13
18	SIYAPIRO	6	26	15	11	1	1	0
19	KALONG	108	792	389	403	78	33	45
20	DIB	17	105	68	37	4	3	1
21	BUHU	5	33	15	18	1	0	1
22	SARO	2	9	7	2	3	3	0
23	KATO	4	19	13	6	1	1	0
24	RIKU LANCHE	3	10	6	4	0	0	0
25	LAJI BOGYA	15	89	45	44	8	6	2
26	PANGI	9	55	28	27	2	1	1
27	RERU - I	129	872	428	444	64	25	39
28	SALAYA	26	229	133	96	33	18	15
29	GYACHI	9	105	68	37	4	3	1
30	YASHIBO	11	255	133	122	9	3	16



0	1	2	3	4	5	6	7	8
31	MYOBYA HAGYA	8	121	75	46	3	1	2
32	RERU - II	130	663	327	336	25	17	8
33	CHABO	27	253	141	112	7	5	2
34	SIKHE	17	83	50	33	7	5	2
35	TADUBHO	5	24	15	9	7	3	4
36	TAKHU SIDHI	14	138	96	42	13	7	6
37	SUBUAGO	18	59	27	32	1	1	0
38	TAJANG	136	891	443	448	90	45	45
39	TAJANG - I (NAMI)	21	124	56	68	9	4	5
40	TAJANG - II (NAKO)	30	133	62	71	17	7	10
41	BYABIA	13	55	28	27	6	4	2
42	LEMPIA	88	623	307	316	43	23	20
43	LEMPIA AYO	56	427	219	208	36	17	19
44	LEMPIA AKANG	23	178	98	80	8	3	5
45	DIRRII	21	103	45	58	11	5	6
46	JAMA	32	209	111	98	13	9	4
47	RILING YOLLO	40	240	125	115	37	19	18
48	MYOLYANG (PINEGROVE)	64	367	282	85	23	9	14
49	LALYE	9	52	29	23	7	3	4
50	KIILE PAKHO	1	3	2	1	1	0	1
51	YASIBO	6	27	17	10	4	2	2
52	TACHAR (10/11 K.M.)	8	26	19	7	6	3	3
53	OLD ZIRO - I	74	475	232	243	43	23	20
54	DILANG	15	94	52	42	6	5	1
55	OLD ZIRO - II	233	1047	525	522	114	51	63
56	OLD ZIRO - III	196	837	430	407	82	50	32
57	KEILIYA	17	99	53	46	11	6	5
58	NENCHALYA	206	1110	534	576	101	58	43
59	HUJA - I	170	1087	524	563	78	43	35
60	SHIBU	10	101	51	50	14	8	6
61	YASIBU	27	137	80	57	13	8	5
62	KARDO	14	54	29	25	6	4	2
63	SARO	5	23	12	11	2	1	1

0	1	2	3	4	5	6	7	8
64	MYOCHI	5	30	19	11	3	2	1
65	DILEY	7	32	16	16	3	1	2
66	HIJA - II	101	623	308	315	32	18	14
67	SABU LAPANG	25	114	56	58	9	2	7
68	TOBYO	18	81	47	34	8	6	2
69	KHANGALYA	14	63	40	23	9	6	3
70	PARBU	34	207	109	98	26	17	9
71	LYAKO	10	82	53	29	9	6	3
72	HIJA - III	136	637	304	333	45	20	25
73	LENGO	5	20	9	11	4	2	2
74	DURA	20	67	40	27	2	1	1
75	MYODIPU	12	78	35	43	11	4	7
76	MYOLI	10	40	28	12	1	1	0
77	TANYO	5	10	7	3	0	0	0
78	DUTTA	86	385	169	216	35	14	21
79	NEHABOO	18	106	53	53	7	4	3
80	PAPH	47	216	108	108	20	10	10
81	PYUTH	20	144	88	56	5	2	3
82	PYUCHI	15	85	51	34	6	2	4
83	SUPYU	32	161	95	66	8	5	3



Sl. No	Name of District/ Circle/Village/ Town.	No. of Household	P o p u l a t i o n			Population 0-6 years		
			Person	Male	Female	Person	Male	Female
0	1	2	3	4	5	6	7	8
C	YACHULI CIRCLE	1536	8566	4393	4173	1322	699	623
1	LOKHU	6	22	10	12	2	1	1
2	TAGO	22	106	50	56	17	10	7
3	VENYI HAPPA	39	180	99	81	36	22	14
4	NYOKUM PUTU	21	95	53	42	16	7	9
5	TANIO	28	142	72	70	30	10	20
6	RUSSI	6	30	15	15	2	1	1
7	POCHU	9	63	36	27	7	4	3
8	PAI	6	41	28	13	4	4	0
9	PHU - JORAM	29	172	98	74	12	8	4
10	TAMLIT	29	146	70	76	23	12	11
11	SHUIL JORAM	56	314	151	163	43	21	22
12	PEEL - JORAM	45	273	137	136	38	16	22
13	MIGO - JARA	30	158	61	97	21	9	12
14	SEKHI - JARA	22	106	57	49	18	8	10
15	KORASHI	18	73	39	34	19	12	7
16	CHUN	15	102	51	51	26	13	13
17	LAJ	18	87	46	41	13	8	5
18	JATH	52	218	109	109	38	22	16
19	PASSA	39	200	110	90	53	31	22
20	KHORU YORDA	42	265	141	124	29	14	15
21	TAMAR TAJA	18	114	67	47	15	11	4
22	POLING	13	71	41	30	10	6	4
23	TOON	49	209	108	101	42	26	16
24	ARIBU	13	65	28	37	17	11	6
25	LUMRI	27	181	93	88	20	12	8
26	MAI	17	88	48	40	11	3	8
27	TOJU	18	109	56	53	15	9	6
28	NYUCH	54	254	143	111	26	14	12
29	UPPER - TALO	26	148	68	80	7	5	2
30	LOWER - TALO	52	268	130	138	32	18	14



0	1	2	3	4	5	6	7	8
31	YACHULI H.Q	149	703	384	319	127	66	61
32	DOKA PAYA	37	316	171	145	19	11	8
33	NIMA HAPPA	13	95	50	45	15	9	6
34	RAKA	34	205	102	103	16	6	10
35	TAIGING	47	284	145	139	47	25	22
36	GENCH	22	155	80	75	23	13	10
37	PEET (UPPER Z-2)	18	124	67	57	30	14	16
38	RUMLIN	16	83	42	41	7	4	3
39	TILLY	47	275	125	150	29	15	14
40	YAKHA	31	182	96	86	28	21	7
41	MENK	23	155	73	82	27	16	11
42	PUK	36	227	108	119	32	19	13
43	KASING - PUTTUNG	6	27	12	15	6	1	5
44	LOTH	33	167	75	92	40	19	21
45	.OMOMPOTU	8	48	25	23	13	6	7
46	LENDING	2	16	8	8	3	1	2
47	PAA	4	17	11	6	4	3	1
48	BALAM	18	95	51	44	21	12	9
49	RIP (LINYA)	40	268	125	143	55	30	25
50	SITHLENGKA	18	80	46	34	13	6	7
51	TAKI KO HAPPA	9	63	38	25	9	3	6
52	TADARKO	20	177	88	89	34	19	15
53	PROIBRIN HAPPA	12	94	46	48	20	9	11
54	NORBING	5	27	15	12	4	3	1
55	TALO	44	263	125	138	40	16	24
56	JABLI (VERMA POINT)	9	57	29	28	11	3	8
57	SUGSEI	16	63	41	22	7	1	6





Sl. No	Name of District/ Circle/Village/ Town.	No. of Household	Population			Population 0-6 years		
			Person	Male	Female	Person	Male	Female
0	1	2	3	4	5	6	7	8
D	YAZALI CIRCLE	1911	9663	4925	4738	1432	738	694
1	YAZALI	363	1768	980	788	225	124	101
2	TEPIN HAPPA	9	58	30	28	10	5	5
3	PAGHA PUTU	22	104	57	47	16	11	5
4	PENI	154	612	318	294	102	53	49
5	YAIZAT	20	109	62	47	19	10	9
6	DYUK HAPPA	17	91	45	46	15	10	5
7	KOTU NAMPAM	3	13	7	6	4	1	3
8	DEE HAPPA	5	26	14	12	4	3	1
9	TAKAMPASSA	20	126	60	66	21	6	15
10	PEKIR PASSA	13	91	36	25	2	2	0
11	NYLLO	10	48	22	26	4	2	2
12	MACHIN	12	64	27	37	1	0	1
13	KOMRU	11	62	29	33	1	0	1
14	AMGI	10	63	33	30	9	5	4
15	DID	12	82	52	30	10	5	5
16	DODO	21	140	67	73	20	11	9
17	SELLEW	22	123	54	69	32	17	15
18	KEBI	36	194	103	91	23	15	8
19	KAMCHO TARAM	18	84	42	42	5	2	3
20	SEER	14	86	42	44	10	4	6
21	DEKH	5	33	14	19	2	1	1
22	SIKHE	15	88	50	38	25	13	12
23	HOWU HAPPA	1	7	5	2	1	1	0
24	POGI HAPPA	15	100	48	52	10	8	2
25	PAA YORDA	3	19	10	9	1	1	0
26	CHULYU	31	204	103	101	20	8	12
27	KHOMPU NYOLI	17	118	57	61	12	5	7
28	PITAPPOOL	10	52	24	28	8	4	4
29	SEER HOU	26	122	63	59	19	10	9
30	PARMAAR	23	105	57	48	16	10	6



0	1	2	3	4	5	6	7	8
31	THOWU	7	45	25	20	12	10	2
32	NAMDUM NAMPUM	32	170	79	91	23	14	9
33	NEW PITAPOOL	47	229	103	126	37	12	25
34	LICHI OCHI	15	73	37	36	10	5	5
35	SWRY DAAGA	51	232	118	114	36	15	21
36	BILO	29	183	75	108	31	11	20
37	RUB	6	39	21	18	5	3	2
38	PITH	16	78	29	49	15	6	9
39	PHOP	11	75	22	53	11	4	7
40	CHOD	16	65	33	32	6	5	1
41	MOOB HAPPA	2	17	7	10	3	1	1
42	DEPO	16	110	49	61	11	5	6
43	NEEPCO COMLEX	255	793	418	375	80	43	37
44	POTIN	29	194	101	93	26	14	12
45	EMCHI	15	91	40	51	14	7	7
46	POSSA	102	508	261	247	71	30	41
47	TOLL	24	146	75	71	29	13	16
48	RUBDI	29	156	81	75	38	24	14
49	LOLY	16	89	47	42	11	7	4
50	TADOSILLY	13	110	53	57	13	5	8
51	PAKHI	14	118	63	55	27	18	9
52	DELI	33	179	92	87	33	14	19
53	KAMCHI	23	155	76	79	25	14	11
54	TAOH	21	119	54	65	29	16	13
55	NEW YAZALI	9	31	19	12	7	4	3
56	DILLIPAJI	9	44	20	24	2	1	1
57	TABI	14	68	33	35	12	7	5
58	LICHILIT	19	122	64	58	35	18	17
59	COMP	15	98	50	48	22	10	12
60	KUCHI-KUT	19	115	53	62	21	10	11
61	TRATTABI	11	72	39	33	14	9	5
62	PEJI TABI	9	69	30	39	17	7	10
63	REWA DELI	12	88	41	47	8	4	4
64	TEKIR	18	114	57	57	33	20	13
65	KHOMPU	8	55	28	27	7	2	5
66	MEGO	8	51	21	30	11	3	8





Sl. No	Name of District/ Circle/Village/ Town.	No. of Household	Population			Population 0-6 years		
			Person	Male	Female	Person	Male	Female
0	1	2	3	4	5	6	7	8
E	PISTANA CIRCLE	1220	7172	3539	3631	1123	583	540
1	KORLI	15	72	41	31	14	9	5
2	YEBIN	6	38	23	15	0	0	0
3	SALLY	16	96	43	53	26	14	12
4	NEW PORU	9	59	29	30	5	3	2
5	RUECH GEKA	6	34	14	20	3	1	2
6	YEBIN LEBIR	7	46	21	25	9	3	6
7	KULU TAGO	12	66	36	30	12	10	2
8	HITU	14	91	48	43	22	14	8
9	BERAM	10	37	17	20	6	5	1
10	PORU	14	64	36	28	10	6	4
11	MUDO	19	98	52	46	19	13	6
12	TEPI	28	131	60	71	12	6	6
13	SEKHE	33	191	106	85	29	16	13
14	SITO	18	96	48	48	14	6	8
15	LAI	22	104	49	55	12	4	8
16	MIYA	15	91	42	49	15	10	5
17	KUGITAGO	27	153	76	77	26	19	7
18	PINRU	18	115	53	62	18	8	10
19	BIKH	16	95	43	52	23	11	12
20	TOD	25	165	74	91	33	14	19
21	TOM	26	159	75	84	30	13	17
22	DEM-I	28	165	77	88	20	7	13
23	ORAM GEKO	11	99	45	54	13	7	6
24	TALO YORDA	18	140	58	82	33	16	17
25	DEM-II	27	226	123	103	44	25	19
26	DEM-III	16	121	58	63	20	13	7
27	SARAK	14	70	26	44	11	5	6
28	SEYA	23	133	61	72	21	10	11
29	SEYA-II	18	97	52	45	12	6	6
30	KHOWOO	20	127	62	65	16	6	10



0	1	2	3	4	5	6	7	8	9
31	NERI		34	171	93	78	22	11	11
32	DEED		56	363	189	174	59	29	30
33	NAMKO DEED		26	145	71	74	24	15	9
34	RADHIPU		15	122	58	64	22	15	7
35	RHER		22	128	56	72	19	6	13
36	E4KHATAYA		20	180	87	93	28	14	14
37	NEELAM		15	99	46	53	16	6	10
38	DAPO GEKA		16	100	55	45	17	9	8
39	KHACH		48	339	176	163	58	35	23
40	NEW NEELAM		26	193	97	96	41	28	13
41	NEULIBER		10	55	30	25	16	10	6
42	MURTA		19	89	48	41	9	4	5
43	PANIYA		33	150	78	72	11	5	6
44	NEW PNIYA		41	157	86	71	7	2	5
45	YOGLO		17	117	58	59	8	5	3
46	POCHU		37	235	118	117	40	22	18
47	TAKHA		20	77	37	40	21	10	11
48	PORU		13	97	46	51	9	6	3
49	BENTAM		13	53	20	33	6	3	3
50	BELLO		48	219	102	117	34	10	24
51	TAKO		16	78	38	40	8	4	4
52	NEW MOYA		20	124	65	59	12	9	3
53	AMBAM		22	144	63	81	17	5	12
54	DORA		4	36	12	24	6	1	5
55	PISTANA H.Q.		69	338	168	170	72	34	38
56	TAPA HAPPA		11	65	36	29	7	1	6
57	LIBIA		15	117	58	59	6	4	2





Sl. No	Name of District/ Circle/Village/ Town.	No. of Household	Population			Population 0-6 years		
			Person	Male	Female	Person	Male	Female
0	1	2	3	4	5	6	7	8
F	KAMPORJO CIRCLE	1188	6951	3447	3504	1237	623	614
1	BOA-SIMLA	223	1156	570	586	177	92	85
2	BEGRA	17	109	61	48	15		7
3	AYE	18	93	51	42	25	19	6
4	NILL POTO	6	61	24	37	7	3	4
5	TOKUSO RIJO	6	46	20	26	2	1	1
6	PAKH RIJO	9	50	24	26	9	3	6
7	TAMEN	45	167	84	83	22	13	9
8	TAMEN-III	41	220	105	115	41	21	20
9	NGURIKO RIJO	30	168	81	87	35	17	18
10	TAKME KOTO	20	98	42	56	13	6	7
11	GAA	7	40	24	16	11	7	4
12	LEYA	7	36	17	19	5	3	2
13	POSA	13	57	33	24	7	4	3
14	CHIMIR	12	50	27	23	4	2	2
15	AMPERI	4	9	5	4	0	0	0
16	INDRA AWAS	10	42	16	26	9	3	6
17	SUBNAR	2	14	9	5	2	2	0
18	BASCAMP	16	71	37	34	18	9	9
19	YATTAP	31	195	95	100	39	24	15
20	BUGI	4	27	17	10	5	4	1
21	BOMRI HAPPA	5	42	20	22	7	3	4
22	LOKTAP	15	82	40	42	8	3	5
23	SEKTAP	3	33	20	13	5	4	1
24	BAKTAP	6	38	19	19	7	5	2
25	KATRI	3	19	11	8	4	1	3
26	PUTHAP	7	40	18	22	3	2	1
27	DIRGO	4	25	16	9	10	6	4
28	PAMLUK	37	213	104	109	46	23	23
29	AVI POOT RIJO	2	29	16	13	1	1	0
30	REPARI	26	148	71	77	30	12	18



	1	2	3	4	5	6	7	8
0								
31	HARAKSO	8	37	22	15	4	2	2
32	DEED RAKHE	26	149	74	75	17	6	11
33	PUTU	8	62	31	31	14	7	7
34	DABI HAPA	3	18	12	6	4	1	3
35	TUMPORJO	22	130	62	68	23	10	13
36	AMPAR RAKHE	7	35	17	18	4	1	3
37	CHUDI YOM	10	56	28	28	9	5	4
38	SELA RAKHE	10	41	26	15	5	4	1
39	GEP YOM	8	58	26	32	12	5	7
40	SARIN	13	78	36	42	18	10	8
41	YUKER	6	40	22	18	1	1	0
42	BAM	22	118	63	55	18	9	9
43	YORKUM	9	103	44	59	20	7	13
44	DAA HILLTOP	13	78	37	41	13	8	5
45	SETHA PURY	12	81	39	42	11	2	9
46	TAKEK PADA	9	70	38	32	12	7	5
47	DUGI	10	59	32	27	18	8	10
48	PAGA HAPA	11	78	38	40	15	7	8
49	KUNDE	6	36	16	20	6	3	3
50	JULLY	25	166	80	86	32	17	15
51	HEBANG	8	50	20	30	15	7	8
52	LANGDING	3	18	6	12	2	2	0
53	LUBA	12	86	41	45	20	9	11
54	HATAK PUTU	4	61	32	29	7	3	4
55	JOP HAPA	7	34	15	19	9	3	6
56	MENGI-KABAK	8	55	33	22	15	11	4
57	MENGIKABABK-II	7	56	33	23	10	5	5
58	BYAN BYAP	6	50	25	25	9	4	5
59	NENGI-NYODKE	4	44	25	19	10	3	7
60	RADUM	29	213	105	108	47	16	31
61	MID PUTU	7	34	22	12	6	4	2
62	HOJI	14	87	40	47	22	10	12
63	YOM	31	238	128	110	46	24	22





0	1	2	3	4	5	6	7	8
64	POMPULEND	8	107	46	61	21	7	14
65	BOMTEE	13	67	31	36	5	3	2
66	DANSOK	2	15	5	10	3	1	3
67	RUGYA HAPA	9	44	19	25	7	3	4
68	BELO	4	29	19	10	4	4	0
69	TUMCHAK	9	63	31	32	15	9	6
70	POKU	12	60	26	34	13	5	8
71	TEBLISI	10	46	21	25	7	6	1
72	TACHE TALE	5	28	16	12	5	5	0
73	RINTAM	20	126	57	69	28	11	17
74	KAMPORJO H.Q.	52	283	132	151	50	26	24
75	PALAP	11	50	31	19	11	8	3
76	REBE	7	44	22	22	8	3	5
77	BOA	8	36	17	19	8	3	5
78	AJO PHAB	3	15	9	6	3	2	1
79	BOA MODEL	8	41	20	21	8	6	2

Sl. No	Name of District/ Circle/Village/ Town.	No. of Household	Population			Population 0-6 years		
			Person	Male	Female	Person	Male	Female
0	1	2	3	4	5	6	7	8
G	DOLLUNGMIUKH CIRCLE	479	2944	1542	1402	527	254	273
1	LUMI (SIPU)	5	94	42	52	17	9	8
2	ONGA	14	103	47	56	17	6	11
3	PARA (H. Q)	42	473	239	234	71	32	39
4	TANYO	14	139	67	72	26	12	14
5	BOMTE	13	85	51	34	15	9	6
6	KHERBARI	28	214	109	105	28	14	14
7	MIDPU	14	88	45	42	16	10	6
8	RAJALI	13	72	36	36	11	5	6
9	KALAPTUKAR	144	425	249	176	69	33	36
10	TERIRIJO	41	228	111	117	46	20	26
11	CHIRDI	20	113	61	52	37	18	19
12	BOKBARIJO	11	71	34	37	10	4	6
13	BIKU	16	113	60	53	30	17	13
14	BINI	24	205	102	103	41	17	24
15	RTTOM	50	326	182	144	63	32	31
16	LELIN	12	70	39	31	13	6	7
17	GOTE	5	34	21	13	7	5	2
18	RILKI	4	25	14	11	2	1	1
19	RIGYO	9	66	32	34	8	4	4
H	RAGA CIRCLE	806	5384	2651	2733	854	415	439
1	PUT-MILLI	7	87	40	47	17	3	14
2	HAI-MILLI	4	53	23	30	13	4	9
3	PET-MILLI	6	69	34	35	18	9	9
4	PEL-MILLI	15	226	109	117	54	21	33
5	LITKOMT	8	87	48	39	20	10	10
6	TAYA	7	28	17	11	5	5	0
7	RITE	4	25	14	11	4	3	1
8	TAY-SIMLA	16	72	31	41	13	5	8
9	LAA	27	219	111	108	41	19	22
10	RAGA (H.Q)	245	1281	649	632	164	85	79



0	1	2	3	4	5	6	7	8
11	YADA	94	458	238	220	88	45	43
12	JUGI	8	47	20	27	2	1	1
13	SURYA	19	97	41	56	10	6	4
14	KEMYIR	4	55	26	29	7	5	2
15	NIMAR	9	51	31	20	5	3	2
16	RAKAR	14	90	45	45	16	8	8
17	YEMIN DERU	11	53	31	22	14	7	7
18	YARE SHOK	6	26	15	11	4	3	1
19	TAMENCHI	9	47	23	24	6	4	2
20	DOKNE PURI	7	37	20	17	4	1	3
21	DEK GODAK	15	120	65	55	17	10	7
22	KARBA GODAK	10	86	41	45	14	5	9
23	SEY GODAK	13	77	36	41	15	7	8
24	LUDUK GODAK	25	174	83	91	31	15	16
25	KIGAMI	8	104	48	56	26	13	13
26	SORDIK	18	317	166	151	60	31	29
27	SADDLE	9	102	57	45	29	17	12
28	KEMLIKO	38	216	65	151	25	10	15
29	JAL	15	303	152	151	31	15	16
30	TEPKO	11	71	24	47	7	4	3
31	PEGA	9	53	16	37	2	0	2
32	KISHO	21	110	63	47	9	7	2
33	PANIA	4	18	7	11	1	0	1
34	OLD MEGA	7	73	38	35	9	3	6
35	HEBA KABAK	5	41	18	23	13	5	8
36	DUKUM	46	255	133	122	37	17	20
37	MONIPU	13	59	28	31	9	4	5
38	TASS	8	29	14	15	6	3	3
39	GUMTU	11	68	31	37	8	2	6

**CIRCLE/VILLAGE - WISE SCHEDULE TRIBE/LITERATE AND ILLITERATE POPULATION OF LOWER SUBANSIRI DISTRICT AS PER 2011 CENSUS**

Table No. 2.3

Sl. No.	NAME OF DISTRICT/CIRCLE/ VILLAGE/ TOWN	SCHEDULE TRIBE			LITERATE (ST + Others)			ILLITERATE (ST + Others)		
		Person	Male	Female	Person	Male	Female	Person	Male	Female
0	1	2	3	4	5	6	7	8	9	10
	Lower Subansiri District	72911	35803	37108	54057	29470	24587	28973	12373	16600
A	Ziro (Sadar) Circle	17742	8433	9309	16908	8953	7955	5839	2399	3440
	Rural	9205	4542	4663	7179	3859	3320	2762	1110	1652
	Urban	8537	3891	4646	9729	5094	4637	3077	1289	1788
1	TARIN	1	0	1	7	4	3	4	1	3
2	KIJANG	87	44	43	100	55	45	15	5	10
3	TIIBA	9	6	3	18	14	4	4	2	2
4	TARIN AGYA	25	14	11	22	13	9	3	1	2
5	BAMIN MICHI TAWTIBE	9	3	6	6	2	4	3	1	2
6	TAWTIBE	2	1	1	2	1	1	0	0	0
7	BAMIN-MICHTARIN	13	8	5	6	2	4	9	8	1
8	TARING (HONG)	7	5	2	5	4	1	2	1	1
9	BYAPIN	118	60	58	76	44	32	42	16	26
10	DIKOPIITA	136	65	71	100	59	41	69	26	43
11	HALEY	8	4	4	6	3	3	2	1	1
12	LODDERKONTI	8	6	2	6	4	2	2	2	0
13	GYAI	13	7	6	10	7	3	3	0	3
14	HULAPUTU	56	26	30	34	17	17	22	9	13
15	DUSU	50	27	23	32	18	14	18	9	9
16	LOWER DILO	7	6	1	11	10	1	0	0	0
17	SIICHOBO	6	3	3	5	3	2	1	0	1
18	KONTII	37	20	17	32	18	14	15	6	9
19	SIIRO	166	79	87	139	75	64	47	15	32
20	BELONGBO	5	2	3	1	1	0	4	1	3
21	CHOL AGYA	5	4	1	4	3	1	1	1	0
22	HAKHE-TARI	38	22	16	34	21	13	4	1	3
23	TARUTAHE	11	6	5	22	12	10	14	8	6
24	SIIRO AGO	58	29	29	53	32	21	22	8	14
25	MANIPOLYANG	146	67	79	103	56	47	95	41	54



0	1	2	3	4	5	6	7	8	9	10
26	TARU	6	6	0	6	6	0	0	0	0
27	BHU	1	1	0	1	1	0	0	0	0
28	LAYU	16	11	5	12	9	3	4	2	2
29	TIIBA	34	17	17	31	17	14	3	0	3
30	NENGCHANGLYA	82	39	43	75	36	39	8	3	5
31	RABII	3	1	2	0	0	0	3	1	2
32	TAYUGA	64	38	26	55	33	22	9	5	4
33	SALIYOGA	14	6	8	10	5	5	4	1	3
34	DILOPOLYANG	23	11	12	27	13	14	8	4	4
35	DILO-YAO	4	2	2	0	0	0	4	2	2
36	PAKING-PABU	4	3	1	2	2	0	2	1	1
37	BOI	3	2	1	1	1	0	2	1	1
38	TUKUNG	8	4	4	9	4	5	1	1	0
39	LODDER	1	0	1	0	0	0	1	0	1
40	TADU	1	1	0	1	1	0	0	0	0
41	LODDER-I	10	2	8	4	1	3	6	1	5
42	YO-DABOI	1	1	0	1	1	0	0	0	0
43	SIITTI-ADIN	23	11	12	17	12	5	9	2	7
44	SIBE (HONG)	53	27	26	47	26	21	23	10	13
45	TALEE	58	31	27	51	32	19	52	30	22
46	SUGYU-PABU	9	4	5	7	3	4	2	1	1
47	TALLE VALLEY	0	0	0	5	5	0	7	7	0
48	TARO MORE	2	1	1	2	1	1	0	0	0
49	ZAMRA	1	1	0	0	0	0	1	1	0
50	HONG-I	1193	578	615	888	465	423	309	116	193
51	DOLO POBA	9	5	4	5	2	3	4	3	1
52	LENTHA PABU	6	3	3	6	3	3	0	0	0
53	NARA PABU	47	27	20	35	22	13	12	5	7
54	KHEMELIYANG	12	5	7	9	5	4	3	0	3
55	DIGEN	11	5	6	6	3	3	5	2	3
56	TAYUKO	13	6	7	7	4	3	6	2	4
57	HAKUPO	7	5	2	3	3	0	4	2	2
58	MAKUNG	25	14	11	16	11	5	9	3	6
59	HONG-II	931	456	475	665	344	321	271	114	157

0	1	2	3	4	5	6	7	8	9	10
60	SANGEPO	12	5	7	9	4	5	3	1	2
61	PUSA YORDA	3	1	2	2	1	1	1	0	1
62	SIHING	22	13	9	14	10	4	8	3	5
63	NAMILIGO	5	1	4	5	1	4	0	0	0
64	UKOBIJE	4	1	3	4	1	3	0	0	0
65	RANTI	9	5	4	4	2	2	5	3	2
66	BAKHANII	59	32	27	56	32	24	3	0	3
67	KHAHU	37	20	17	18	11	7	27	12	15
68	SIKHEBO	83	39	44	61	30	31	29	15	14
69	HONG-III	480	244	236	341	191	150	139	53	86
70	POKHE-AKANG	12	6	6	6	2	4	6	4	2
71	YOLYO	5	2	3	3	1	2	2	1	1
72	TAHU	39	14	25	26	12	14	13	2	11
73	TERO AGO	4	2	2	3	2	1	2	1	1
74	SIIRI DIPII	2	1	1	2	1	1	0	0	0
75	TARU KELYANG	3	3	0	3	3	0	0	0	0
76	RUBU	14	9	5	8	6	2	6	3	3
77	PORALYA	15	10	5	2	1	1	13	9	4
78	SIILYO	83	38	45	54	30	24	29	8	21
79	UKOPO	35	16	19	27	15	12	8	1	7
80	SOHO SAMBU	90	38	52	42	24	18	48	14	34
81	PARPII	50	21	29	43	19	24	7	2	5
82	PEPUNGKO	5	1	4	2	0	2	3	1	2
83	KATUPO	54	33	21	46	30	16	8	3	5
84	POKHE AYO	75	42	33	72	45	27	12	6	6
85	NANU	13	10	3	4	3	1	9	7	2
86	GYALANG-AGYANG	88	45	43	59	33	26	29	12	17
87	KHACHI	50	24	26	37	18	19	13	6	7
88	HANOKO	21	12	9	23	12	11	5	2	3
89	PAI ACHANG	3	1	2	1	1	0	2	0	2
90	BIREE (HONG)	60	31	29	44	24	20	17	7	10
91	DUKRU	92	44	48	78	40	38	14	4	10
92	AKANG-DUKRU	104	54	50	75	39	36	29	15	14
93	GANO	24	11	13	13	5	8	11	6	5
94	BOHAN	5	2	3	2	1	1	3	1	2



0	1	2	3	4	5	6	7	8	9	10
95	MIDING-PASSU	8	6	2	6	5	1	2	1	1
96	BOHAN-II	5	3	2	2	1	1	3	2	1
97	KHOGYO	31	16	15	10	7	3	22	9	13
98	KATU-NYATU	37	17	20	34	16	18	3	1	2
99	MUDANG-TAGE-I	364	172	192	273	143	130	96	33	63
100	MUDANG-TAGE-II	1011	502	509	764	401	363	257	103	154
101	PAROLYAPYO	38	16	22	41	19	22	10	4	6
102	LIAGI-TAGE	65	32	33	53	27	26	12	5	7
103	BREE	263	129	134	287	157	130	58	26	32
104	MICHI	338	163	175	243	128	115	98	36	62
105	TIBEKO	13	5	8	12	5	7	1	0	1
106	TABUNG BYARANG	25	16	9	19	12	7	6	4	2
107	TARIKO	6	4	2	6	4	2	0	0	0
108	POBII	4	2	2	2	1	1	2	1	1
109	KIIDI	15	12	3	9	8	1	6	4	2
110	SIRII PABU	42	21	21	27	16	11	17	6	11
111	BAMIN	242	116	126	179	93	86	72	28	44
112	BYONII	24	13	11	24	13	11	6	2	4
113	SIBIYARO	38	18	20	52	28	24	20	10	10
114	KOCHIPAKRE	51	20	31	44	17	27	8	4	4
115	HALYA-SIIGANG	43	23	20	37	21	16	9	3	6
116	DAPOGYANG	49	26	23	44	26	18	11	2	9
117	ABULYANG	198	97	101	167	90	77	47	14	33
118	BAMIN MICHI DUKRU	147	73	74	114	64	50	39	13	26
119	AKHO-EBYO	17	6	11	16	8	8	3	0	3
120	SIBE	270	106	164	237	108	129	94	27	67
121	YAHIBO HAGYA	20	11	9	40	23	17	30	16	14
122	BYACHI	28	17	11	30	19	11	13	7	6
123	PORBUHIDEY	97	42	55	95	46	49	25	8	17
124	SALANG	32	14	18	35	16	19	15	7	8
125	SIIGYA	95	47	48	97	47	50	17	9	8
126	AMUNG	42	24	18	36	20	16	6	4	2
127	PANGE	22	16	6	21	16	5	4	3	1
128	SIISANG	34	15	19	18	8	10	16	7	9
129	MOKO	47	22	25	31	17	14	16	5	11
130	MYOLIKU	23	16	7	19	14	5	4	2	2
131	KALO	14	4	10	10	4	6	4	0	4
132	NYIBO	16	11	5	10	7	3	6	4	2
133	TOH MYOBIA	2	1	1	2	1	1	0	0	0
134	BYORE	5	2	3	2	1	1	3	1	2
135	GYABU	27	16	11	4	3	1	23	13	10
136	PAKHANGTOKU	1	1	0	0	0	0	1	1	0


Sl. No.	NAME OF DISTRICT/CIRCLE/ VILLAGE/ TOWN	SCHEDULE TRIBE			LITERATE (ST + Others)			ILLITERATE (ST + Others)		
		Person	Male	Female	Person	Male	Female	Person	Male	Female
0	1	2	3	4	5	6	7	8	9	10
B	OLD ZIRO CIRCLE	18177	9057	9120	14325	7762	6563	5280	2232	3048
1	MEGYA	60	19	41	28	9	19	36	10	26
2	SARANG	53	10	43	25	8	17	28	2	26
3	BOLYA	97	34	63	42	11	31	56	23	33
4	HARI-I	630	300	330	480	252	228	157	51	106
5	SHI	7	4	3	7	4	3	0	0	0
6	KULULEMP	21	7	14	12	5	7	9	2	7
7	PUDUWAN	35	17	18	24	12	12	11	5	6
8	SIIGANG-NENTIN	101	51	50	78	38	40	23	13	10
9	DINKHU	284	132	152	178	87	91	106	45	61
10	RANTII ALI	178	82	96	117	60	57	61	22	39
11	MYOLYANG	35	18	17	17	8	9	23	12	11
12	HARI-II	887	423	464	695	351	344	199	76	123
13	GYATI	422	224	198	346	188	158	78	36	42
14	TASSO	630	317	313	523	278	245	107	39	68
15	YASHIBO	18	10	8	14	8	6	4	2	2
16	GANDI ALI	39	26	13	31	23	8	9	4	5
17	BYARA	436	230	206	323	174	149	115	57	58
18	SIYAPIRO	24	13	11	18	9	9	8	6	2
19	KALONG	792	389	403	546	290	256	246	99	147
20	DIB	48	26	22	58	37	21	47	31	16
21	BUHU	33	15	18	22	10	12	11	5	6
22	SARO	9	7	2	4	3	1	5	4	1
24	RIKU LANCHE	10	6	4	8	5	3	2	1	1
25	LAJI BOGYA	79	39	40	51	30	21	38	15	23
26	PANGI	55	28	27	37	20	17	18	8	10
27	RERU - I	872	428	444	666	356	310	206	72	134
28	SALAYA	217	127	90	144	92	52	85	41	44
29	GYACHI	105	68	37	95	62	33	10	6	4
30	YASHIBO	246	127	119	229	121	108	26	12	14
31	MYOBYA HAGYA	121	75	46	113	71	42	8	4	4
32	RERU - II	659	326	333	486	250	236	177	77	100



0	1	2	3	4	5	6	7	8	9	10
33	CHABO	227	128	99	190	115	75	63	26	37
34	SIKHE	70	41	29	53	32	21	30	18	12
35	TADUBHO	5	2	3	7	6	1	17	9	8
36	TAKHU SIDHI	138	96	42	105	80	25	33	16	17
37	SUBUAGO	59	27	32	31	18	13	28	9	19
38	TAJANG	891	443	448	662	349	313	229	94	135
39	TAJANG - I (NAMI)	123	56	67	99	47	52	25	9	16
40	TAJANG - II (NAKO)	133	62	71	94	44	50	39	18	21
41	BYABIA	55	28	27	41	22	19	14	6	8
42	LEMPIA	610	298	312	478	254	224	145	53	92
43	LEMPIA AYO	380	189	191	336	186	150	91	33	58
44	LEMPIA AKANG	163	84	79	147	84	63	31	14	17
45	DIRRII	97	43	54	79	38	41	24	7	17
46	JAMA	190	97	93	156	82	74	53	29	24
47	RILING YOLLO	153	78	75	169	96	73	71	29	42
48	MYOLYANG (PINEGROVE)	73	34	39	296	250	46	71	32	39
49	LALYE	30	11	19	27	13	14	25	16	9
50	KIILE PAKHO	3	2	1	1	1	0	2	1	1
51	YANJO	6	1	5	9	4	5	18	13	5
52	TACHAR (10/11 K.M.)	2	2	0	3	3	0	23	16	7
53	OLD ZIRO - I	448	219	229	362	188	174	113	44	69
54	DILANG	94	52	42	81	46	35	13	6	7
55	OLD ZIRO - II	733	336	397	684	372	312	363	153	210
56	OLD ZIRO - III	652	324	328	540	301	239	297	129	168
57	KELIYA	63	32	31	62	35	27	37	18	19
58	NENCHALYA	1090	524	566	882	442	440	228	92	136
59	HIJA - I	1086	523	563	804	408	396	283	116	167
60	SHIBU	82	39	43	57	24	33	44	27	17
61	YASIBU	137	80	57	102	61	41	35	19	16
62	KARDO	44	24	20	40	23	17	14	6	8
63	SARO	23	12	11	17	9	8	6	3	3
64	MYOCHI	30	19	11	19	12	7	11	7	4
65	DILEY	32	16	16	18	10	8	14	6	8
66	HIJA - II	621	307	314	418	214	204	205	94	111



0	1	2	3	4	5	6	7	8	9	10
67	SABU LAPANG	109	53	56	84	44	40	30	12	18
68	TOBYO	81	47	34	63	37	26	18	10	8
69	KHANGALYA	63	40	23	39	28	11	24	12	12
70	PARBU	207	109	98	166	85	81	41	24	17
71	LYAKO	59	35	24	57	39	18	25	14	11
72	HIJA - III	634	303	331	446	237	209	191	67	124
73	LENGO	20	9	11	13	7	6	7	2	5
74	DURA	67	40	27	46	29	17	21	11	10
75	MYODIPU	77	35	42	51	26	25	27	9	18
76	MYOLI	40	28	12	29	22	7	11	6	5
77	TANYO	7	5	2	5	4	1	5	3	2
78	DUTTA	377	163	214	278	132	146	107	37	70
79	NEHAROO	104	51	53	85	46	39	21	7	14
80	PAPH	181	89	92	164	89	75	52	19	33
81	PYUTH	141	85	56	116	73	43	28	15	13
82	PYUCHI	85	51	34	61	40	21	24	11	13
83	SUPYU	160	94	66	125	76	49	36	19	17



Contd..P/32.....





Sl. No	NAME OF DISTRICT/CIRCLE/ VILLAGE/ TOWAN	SCHEDULE TRIBE			LITERATE (ST + Others)			ILLITERATE (ST + Others)		
		Person 2	Male 3	Female 4	Person 5	Male 6	Female 7	Person 8	Male 9	Female 10
<b>C</b>	<b>YACHULI CIRCLE</b>	<b>7912</b>	<b>3998</b>	<b>3914</b>	<b>5190</b>	<b>2920</b>	<b>2270</b>	<b>3376</b>	<b>1473</b>	<b>1903</b>
1	LOKHU	22	10	12	14	8	6	8	2	6
2	TAGO	106	50	56	71	35	36	35	15	20
3	VENYI HAPPA	180	99	81	112	64	48	68	35	33
4	NYOKUM PUTU	55	28	27	65	39	26	30	14	16
5	TANIO	124	59	65	89	55	34	53	17	36
6	RUSSI	30	15	15	7	4	3	23	11	12
7	POCHU	59	35	24	36	21	15	27	15	12
8	PAI	41	28	13	27	21	6	14	7	7
9	PHU - JORAM	117	57	60	119	72	47	53	26	27
10	TAMLIT	141	67	74	105	55	50	41	15	26
11	SHULJORAM	269	128	141	228	117	111	86	34	52
12	PEEL - JORAM	273	137	136	156	90	66	117	47	70
13	MIGO - JARA	152	57	95	112	45	67	46	16	30
14	SEKHI - JARA	105	56	49	71	45	26	35	12	23
15	KORASHI	72	38	34	38	24	14	35	15	20
16	CHUN	102	51	51	41	24	17	61	27	34
17	LAI	87	46	41	45	25	20	42	21	21
18	JATH	200	98	102	131	65	66	87	44	43
19	PASSA	194	105	89	105	63	42	95	47	48
20	KHORU YORDA	253	132	121	198	115	83	67	26	41
21	TAMAR TAJA	114	67	47	71	46	25	43	21	22
22	POLING	47	25	22	40	26	14	31	15	16
23	TOON	161	81	80	129	70	59	80	38	42
24	ARIBU	65	28	37	29	10	19	36	18	18
25	LUMRI	180	92	88	136	75	61	45	18	27
26	MAI	85	47	38	49	35	14	39	13	26
27	TOJU	109	56	53	74	43	31	35	13	22
28	NYUCH	171	91	80	182	117	65	72	26	46
29	UPPER - TALO	145	66	79	110	56	54	38	12	26
30	LOWER - TALO	265	129	136	164	84	80	104	46	58
31	YACHULI H.Q	567	303	264	470	277	193	233	107	126
32	DOKA PAYA	284	155	129	271	149	122	45	22	23
33	NIMA HAPPA	95	50	45	60	36	24	35	14	21

Sl. No	NAME OF DISTRICT/CIRCLE/ VILLAGE/ TOWN	SCHEDULE TRIBE			LITERATE (ST + Others)			ILLITERATE (ST + Others)		
		Person	Male	Female	Person	Male	Female	Person	Male	Female
C	YACHULI CIRCLE	7912	3998	3914	5190	2920	2270	3376	1473	1903
1	LOKHU	22	10	12	14	8	6	8	2	6
2	TAGO	106	50	56	71	35	36	35	15	20
3	VENYI HAPPA	180	99	81	112	64	48	68	35	33
4	NYOKUM PUTU	55	28	27	65	39	26	30	14	16
5	TANIO	124	59	65	89	55	34	53	17	36
6	RUSSI	30	15	15	7	4	3	23	11	12
7	POCHU	59	35	24	36	21	15	27	15	12
8	PAI	41	28	13	27	21	6	14	7	7
9	PHU - JORAM	117	57	60	119	72	47	53	26	27
10	TAMLIT	141	67	74	105	55	50	41	15	26
11	SHUIL JORAM	269	128	141	228	117	111	86	34	52
12	PEEL - JORAM	273	137	136	156	90	66	117	47	70
13	MIGO - JARA	152	57	95	112	45	67	46	16	30
14	SEKHI - JARA	105	56	49	71	45	26	35	12	23
15	KORASHI	72	38	34	38	24	14	35	15	20
16	CHUN	102	51	51	41	24	17	61	27	34
17	LAI	87	46	41	45	25	20	42	21	21
18	JATH	200	98	102	131	65	66	87	44	43
19	PASSA	194	105	89	105	63	42	95	47	48
20	KHORU YORDA	253	132	121	198	115	83	67	26	41
21	TAMAR TAJA	114	67	47	71	46	25	43	21	22
22	POLING	47	25	22	40	26	14	31	15	16
23	TOON	161	81	80	129	70	59	80	38	42
24	ARIBU	65	28	37	29	10	19	36	18	18
25	LUMRI	180	92	88	136	75	61	45	18	27
26	MAI	85	47	38	49	35	14	39	13	26
27	TOJU	109	56	53	74	43	31	35	13	22
28	NYUCH	171	91	80	182	117	65	72	26	46
29	UPPER - TALO	145	66	79	110	56	54	38	12	26
30	LOWER - TALO	265	129	136	164	84	80	104	46	58
31	YACHULI H.Q	567	303	264	470	277	193	233	107	126
32	DOKA PAYA	284	155	129	271	149	122	45	22	23
33	NIMA HAPPA	95	50	45	60	36	24	35	14	21



0	1	2	3	4	5	6	7	8	9	10
34	RAKA	205	102	103	110	64	46	95	38	57
35	TAIGING	283	145	138	127	73	54	157	72	85
36	GENCH	149	76	73	54	34	20	101	46	55
37	PET (UPPER Z-2)	124	67	57	52	32	20	72	35	37
38	RUMLIN	82	41	41	63	35	28	20	7	13
39	TILLY	266	119	147	190	92	98	85	33	52
40	YAKHA	182	96	86	90	48	42	92	48	44
41	MENK	152	71	81	101	47	54	54	26	28
42	PUK	206	98	108	154	79	75	73	29	44
43	KASING - PUTTUNG	27	12	15	1	1	0	26	11	15
44	LOTH	163	72	91	29	19	10	138	56	82
45	.OMOMPOTU	48	25	23	20	11	9	28	14	14
46	LENDING	16	8	8	4	2	2	12	6	6
47	PAA	17	11	6	1	1	0	16	10	6
48	BALAM	95	51	44	19	15	4	76	36	40
49	RIP (LINYA)	267	124	143	115	58	57	153	67	86
50	SITHLENGKA	80	46	34	46	34	12	34	12	22
51	TAKI KO HAPPA	60	36	24	43	30	13	20	8	12
52	TADARKO	177	88	89	92	49	43	85	39	46
53	PROIBRIN HAPPA	94	46	48	59	30	29	35	16	19
54	NORBING	25	14	11	21	11	10	6	4	2
55	TALO	252	118	134	171	92	79	92	33	59
56	JABLI (VERMA POINT)	20	12	8	28	19	9	29	10	19
57	SUGSEI	52	34	18	45	33	12	18	8	10

Sl. No.	NAME OF DISTRICT/CIRCLE/ VILLAGE/ TOWN	SCHEDULE TRIBE			LITERATE (ST + Others)			ILLITERATE (ST + Others)		
		Person	Male	Female	Person	Male	Female	Person	Male	Female
0	1	2	3	4	5	6	7	8	9	10
D	YAZALI CIRCLE	7307	3578	3729	6037	3373	2664	3626	1552	2074
1	TEPIN HAPPA	58	30	28	32	18	14	26	12	14
2	PAGHA PUTU	51	29	22	59	36	23	45	21	24
3	PENI	299	140	159	394	212	182	218	106	112
4	YAIZAT	109	62	47	61	42	19	48	20	28
5	DYUK HAPPA	91	45	46	58	30	28	33	15	18
6	KOTU NAMPAM	13	7	6	8	6	2	5	1	4
7	DEE HAPPA	26	14	12	14	7	7	12	7	5
8	TAKAMPASSA	126	60	66	75	41	34	51	19	32
9	PEKIR PASSA	60	35	25	37	21	16	24	15	9
10	NYLLO	48	22	26	35	16	19	13	6	7
11	MACHIN	61	26	35	41	18	23	23	9	14
12	KOMRU	62	29	33	42	22	20	20	7	13
13	AMGI	62	32	30	31	17	14	32	16	16
14	DID	82	52	30	56	41	15	26	11	15
15	DODO	140	67	73	92	49	43	48	18	30
16	SELLEW	123	54	69	53	26	27	70	28	42
17	KEBI	187	96	91	115	69	46	79	34	45
18	KAMCHO TARAM	82	41	41	74	37	37	10	5	5
19	SEER	86	42	44	57	29	28	29	13	16
20	DEKH	33	14	19	23	10	13	10	4	6
21	SIKHE	88	50	38	36	26	10	52	24	28
22	HOWU HAPPA	6	5	1	5	4	1	2	1	1
23	POGI HAPPA	99	48	51	58	28	30	42	20	22
24	PAA YORDA	19	10	9	12	7	5	7	3	4
25	CHULYU	198	100	98	125	71	54	79	32	47
26	KHOMPU NYOLI	104	49	55	74	41	33	44	16	28
27	PITAPOL	39	16	23	34	19	15	18	5	13
28	SEER HOU	82	43	39	89	49	40	33	14	19
29	PARMAAR	60	34	26	65	36	29	40	21	19
30	THOWU	45	25	20	18	10	8	27	15	12
31	NAMDUM NAMPUM	119	52	67	118	54	64	52	25	27



0	1	2	3	4	5	6	7	8	9	10
32	NEW PITAPOOL	174	78	96	105	58	47	124	45	79
33	LICHI OCHI	56	27	29	43	25	18	30	12	18
34	SWRY DAAGA	82	41	41	160	88	72	72	30	42
35	BILO	174	70	104	112	58	54	71	17	54
36	RUB	39	21	18	19	10	9	20	11	9
37	PITH	78	29	49	43	16	27	35	13	22
38	PHOP	75	22	53	22	9	13	53	13	40
39	CHOD	62	33	29	26	15	11	39	18	21
40	MOOB HAPPA	17	7	10	8	5	3	9	2	7
41	DEPO	109	49	60	69	33	36	41	16	25
42	NEEPCO COMLEX	123	69	54	641	349	292	152	69	83
43	POTIN	194	101	93	105	66	39	89	35	54
44	EMCHI	91	40	51	42	18	24	49	22	27
45	POSSA	344	172	172	361	205	156	147	56	91
46	TOLL	145	74	71	70	49	21	76	26	50
47	RUBDI	153	79	74	60	40	20	96	41	55
48	LOLY	86	45	41	39	23	16	50	24	26
49	TADOSILLY	110	53	57	70	37	33	40	16	24
50	PAKHI	118	63	55	70	34	36	48	29	19
51	DELI	179	92	87	78	50	28	101	42	59
52	KAMCHI	145	70	75	107	57	50	48	19	29
53	TAOH	119	54	65	51	27	24	68	27	41
54	NEW YAZALI	31	19	12	15	11	4	16	8	8
55	DILLIPAJI	44	20	24	14	7	7	30	13	17
56	TABI	67	33	34	34	16	18	34	17	17
57	LICHILIT	122	64	58	58	35	23	64	29	35
58	COMP	96	49	47	31	18	13	67	32	35
59	KUCHI-KUT	115	53	62	66	33	33	49	20	29
60	TRATTABI	72	39	33	36	20	16	36	19	17
61	PEJ TABI	69	30	39	35	18	17	34	12	22
62	REWA DELI	88	41	47	27	11	16	61	30	31
63	TEKIR	114	57	57	18	9	9	96	48	48
64	KHOMPU	55	28	27	28	15	13	27	13	14
65	MEGO	51	21	30	21	10	11	30	11	19

Sl. No.	NAME OF DISTRICT/CIRCLE/ VILLAGE/ TOWN	SCHEDULE TRIBE			LITERATE (ST + Others)			ILLITERATE (ST + Others)		
		Person	Male	Female	Person	Male	Female	Person	Male	Female
0	1	2	3	4	5	6	7	8	9	10
E	PISTANA CIRCLE	7053	3462	3591	4113	2221	1892	3057	1318	1739
1	KORLI	72	41	31	39	25	14	33	16	17
2	YEBIN	37	22	15	29	20	9	9	3	6
3	SALLY	96	43	53	59	27	32	37	16	21
4	NEW PORU	59	29	30	48	24	24	11	5	6
5	RUECH GEKA	32	13	19	25	9	16	9	5	4
6	YEBIN LEBIR	46	21	25	29	15	14	17	6	11
7	KULU TAGO	65	35	30	46	23	23	20	13	7
8	HITU	91	48	43	54	30	24	37	18	19
9	BERAM	35	16	19	22	7	15	15	10	5
10	PORU	64	36	28	47	29	18	17	7	10
11	MUDO	98	52	46	63	35	28	35	17	18
12	TEPI	131	60	71	87	40	47	44	20	24
13	SEKHE	191	106	85	128	79	49	63	27	36
14	SITO	96	48	48	62	35	27	34	13	21
15	LAI	103	48	55	68	38	30	36	11	25
16	MIYA	88	40	48	53	25	28	38	17	21
17	KUGITAGO	150	74	76	88	43	45	65	33	32
18	PINRU	115	53	62	69	34	35	46	19	27
19	BIKH	95	43	52	41	22	19	54	21	33
20	TOD	164	74	90	87	47	40	78	27	51
21	TOM	159	75	84	87	49	38	72	26	46
22	DEM-I	161	75	86	111	61	50	54	16	38
23	ORAM GEKO	95	43	52	62	30	32	37	15	22
24	TALO YORDA	140	58	82	71	32	39	69	26	43
25	DEM-II	226	123	103	131	79	52	95	44	51
26	DEM-III	120	58	62	70	32	38	51	26	25
27	SARAK	68	25	43	49	19	30	21	7	14
28	SEYA	133	61	72	92	43	49	41	18	23
29	SEYA-II	97	52	45	61	36	25	36	16	20
30	KHOWOO	127	62	65	81	47	34	46	15	31
31	NERI	171	93	78	117	68	49	54	25	29



0	1	2	3	4	5	6	7	8	9	10
32	DEED	341	173	168	217	122	95	146	67	79
33	NAMKO DEED	136	64	72	89	42	47	56	29	27
34	RADHPU	118	55	63	74	36	38	48	22	26
35	RHER	126	54	72	78	38	40	50	18	32
36	E4KHATAYA	177	85	92	115	58	57	65	29	36
37	NEELAM	99	46	53	58	31	27	41	15	26
38	DAPO GEKA	100	55	45	54	36	18	46	19	27
39	KHACH	335	174	161	200	111	89	139	65	74
40	NEW NEELAM	189	94	95	99	50	49	94	47	47
41	NEULIBER	55	30	25	14	8	6	41	22	19
42	MURTA	87	47	40	45	29	16	44	19	25
43	PANIYA	149	77	72	80	50	30	70	28	42
44	NEW PNIYA	141	74	67	74	41	33	83	45	38
45	YOGLO	117	58	59	46	26	20	71	32	39
46	POCHU	230	114	116	125	73	52	110	45	65
47	TAKHA	74	35	39	33	20	13	44	17	27
48	PORU	97	46	51	66	32	34	31	14	17
49	BENTAM	51	19	32	36	16	20	17	4	13
50	BELLO	219	102	117	129	72	57	90	30	60
51	TAKO	78	38	40	58	32	26	20	6	14
52	NEW MOYA	123	64	59	72	42	30	52	23	29
53	AMBAM	144	63	81	87	45	42	57	18	39
54	DORA	36	12	24	21	9	12	15	3	12
55	PISTANA H.Q.	324	162	162	103	58	45	235	110	125
56	TAPA HAPPA	65	36	29	26	17	9	39	19	20
57	LIBIA	117	58	59	38	24	14	79	34	45

**CHAPTER : 3 :: CLIMATE ( RAINFALL AND TEMPERATURE) AND ALTITUDE.**  
**MONTHLY RAINFALL OF LOWER SUBANSIRI DISTRICT DURING THE YEAR 2022-23.**

**Table No. 3.1**

Sl. No.	Month	Name of rain gauge station ( Unit in MM )						
		Ziro H.Q	Old Ziro	Yachuli	Yazali	Pistana	Deed	Param Putu
0	1	2	3	4	5		6	7
1	January		-	-	-	-	-	-
2	February		-	-	-	-	-	-
3	March		-	-	-	-	-	-
4	April		-	-	-	-	-	-
5	May		-	-	-	-	-	-
6	June							
7	July		-	-	-	-	-	-
8	August		-	-	-	-	-	-
9	September		-	-	-	-	-	-
10	October		-	-	-	-	-	-
11	November		-	-	-	-	-	-
12	December		-	-	-	-	-	-

DATA NOT SUPPLIED

Source:- E.E RWD, Ziro



**AVERAGE TEMPERATURE AND RELATIVE HUMIDITY**  
**DURING THE YEAR, 2022-2023**

**Table No. 3.2** (Temperature in centigrade & Humidity in percent)

Sl. No.	Months	Ziro H.Q. 2021-2022			Old Ziro 2021-2022			Yachuli 2021-2022			Yazali 2021-2022		
		Max	Min	Relative Humidity (Percent)	Max	Min	Relative Humidity (Percent)	Max	Min	Relative Humidity (Percent)	Max	Min	Relative Humidity (Percent)
0	1	2	3	4	5	6	7	8	9				
1	January												
2	February												
3	March												
4	April												
5	May				DATA NOT SUPPLIED								
6	June												
7	July												
8	August												
9	September												
10	October												
11	November												
12	December												

Source:- RWD, Ziro



ALTITUDE OF ADMINISTRATIVE HEADQUARTERS IN LOWER SUBANSIRI DISTRICT

Table No. 3.3

Sl.No.	Name of Administrative Headquarter	Altitude (Feets above sea level )
1	Ziro	5647
2	Old Ziro	5538
3	Yachuli	NA
4	Pistana	NA
5	Deed	NA
6	Yazali	NA
7	Param Putu	NA

Source:-DC, Ziro/AE,RWD, Ziro.





**CHAPTER :4 :: EDUCATION**  
**DISTRIBUTION OF GOVT. OF ARUNACHAL PRADESH EDUCATIONAL INSTITUTION**  
**IN LOWER SUBANSIRI DISTRICT AS ON 31-03-2023.**

(Unit in No.)

**Table No. 4.1**

Sl No.	Name of Circle	College	Hr. Secondary School	Secondary School	MiddleSchool	I.V.School	Pre-Primary School	Total Institutions
0	1	2	3	4	5	6	7	8
1	Ziro (Sadar)		1	4	5		6	16
2	Old Ziro		1	2	13		7	23
3	Yachuli & Param Putu	1	0	2	4		4	11
4	Yazali		1	2	5		7	15
5	Pistana & Deed		1	2	27		4	34
	<b>Total:</b>	<b>1</b>	<b>4</b>	<b>12</b>	<b>54</b>		<b>28</b>	<b>99</b>

Source : - DDSE, Ziro

**DISTRIBUTION OF EDUCATIONAL INSTITUTIONS OTHER THAN NON A.P.GOVT.  
IN LOWER SUBANSIRI DISTRICT AS ON 31-03-2023**

**Table No. 4.2**

Sl. No.	Name of Circle	College	Hr.Secondary School	Secondary School	Middle School	Primary School	Pre-Primary School	(Unit in No.)	
								Total	(Col.2 to 5)
0	1	2	3	4	5	6	7	8	
1	Ziro (Sadar)	0	1	7	8	0	0	32	
2	Old Ziro	1	1	5	3	0	0	17	
3	Yachuli	0	1	1	5	0	0	9	
4	Yazali	0	1	0	1	0	0	4	
5	Pistana	0	0	0	1	0	0	4	
6	Deed	0	0	0	0	0	0	4	
7	Param Putu	0	0	0	0	0	0	1	
	<b>Total</b>	<b>1</b>	<b>4</b>	<b>13</b>	<b>18</b>	<b>0</b>	<b>0</b>	<b>71</b>	

Source :-DDSE, Ziro



**INSTITUTIONS-WISE NUMBER OF STUDENTS & TEACHERS IN LOWER SUBANSIRI DISTRICT  
AS ON 31-03-2023 RELATING TO ARUNACHAL PRADESH, GOVT. INSTITUTION ONLY.**

**Table No.4.3** (Unit in No.)

Sl. No.	Type of Institutions ( A.P.Govt. only )	Total number of students			Total number of teachers.				Total (Col.5 to 8)
		Boys	Girls	Total	Trained		Untrained		
					Male	Female	Male	Female	
0	1	2	3	4	5	6	7	8	9
1	Higher Secondary School	712	692	1404	58	44	1	1	104
2	Secondary School	791	775	1566	113	113	4	8	138
3	Middle School	1081	991	2072	200	168	9	15	392
4	I .V. School/ Primary/Pre- Primary School	272	262	534	39	46	3	2	90
	<b>Total</b>	<b>2856</b>	<b>2720</b>	<b>5576</b>	<b>410</b>	<b>371</b>	<b>17</b>	<b>26</b>	<b>724</b>

Source :- DDSE,ZIRO

**INSTITUTION-WISE NUMBER OF STUDENTS & TEACHERS IN LOWER SUBANSIRI DISTRICT AS ON 31-03-2023 RELATING TO NON- AP,GOVT.INSTITUTIONS.**

**Table No. 4. 4**

(Unit in No.)

Sl. No.	Type of Institution (Non-AP Govt. only)	TOTAL NUMBER OF STUDENTS			TOTAL NUMBER OF TEACHERS					
		Boys	Girls	Total	Trained			Untrained		
					Male	Female	Total	Male	Female	Total
0	1	2	3	4	5	6	7	8	9	10
1	Higher Sec. School	666	817	1483	46	18	64	14	19	33
2	Secondary School	1636	1426	3062	64	73	137	30	32	62
3	Middle School	764	567	1331	37	68	105	19	31	50
4	Prymary School / Pre-Primary	116	83	199	11	4	15	6	6	12
	<b>Total:</b>	<b>3182</b>	<b>2893</b>	<b>6075</b>	<b>158</b>	<b>163</b>	<b>321</b>	<b>69</b>	<b>88</b>	<b>157</b>

Source:- DDSE Ziro



**CLASS-WISE & SEX-WISE DISTRIBUTION OF STUDENTS IN EDUCATIONAL INSTITUTIONS OF LOWER SUBANSIRI DISTRICT AS ON 31-03-2023 RELATING TO A.P. GOVT. INSTITUTIONS**

(Unit in No.)

Table No. 4.5

Sl.No.	Class	Total no. of students			Total no. of students (ST)			Others		
		Boys	Girls	Total (Col. 3+4)	Boys	Girls	Total (Col. 6 + 7)	Boys	Girls	Total (Col. 9 + 10)
1	2	3	4	5	6	7	8	9	10	11
1	Pre-Primary	118	101	219	115	99	214	3	2	5
2	Class-I	424	375	799	335	312	647	89	63	152
3	Class-II	203	212	415	165	177	342	38	35	73
4	Class-III	208	173	381	174	132	306	34	41	75
5	Class-IV	192	199	391	159	158	317	33	41	74
6	Class-V	147	150	297	122	127	249	25	23	48
7	Class-VI	198	208	406	158	171	329	40	37	77
8	Class-VII	262	216	478	228	179	407	34	37	71
9	Class-VIII	224	203	427	202	175	377	22	28	50
10	Class-IX	297	266	563	271	232	503	26	34	60
11	Class-X	198	210	408	163	175	338	35	35	70
12	Class-XI	285	275	560	240	252	492	45	23	68
13	Class-XII	218	233	451	189	204	393	29	29	58
	<b>Total:</b>	<b>2974</b>	<b>2821</b>	<b>5795</b>	<b>2521</b>	<b>2393</b>	<b>4914</b>	<b>453</b>	<b>428</b>	<b>881</b>

Source : DDSE, Lower Subansiri Dist.,Ziro

**CLASS-WISE & SEX-WISE DISTRIBUTION OF STUDENTS IN EDUCATIONAL INSTITUTES OF LOWER SUBANSIRI DISTRICT AS ON 31-03-2023 RELATING TO NON A.P. GOVT. INSTITUTIONS**

(Unit in No.)

Table No.4.6

Sl.No.	Class	Total no. of students			Total no. of students (ST)			Others		
		Boys	Girls	Total	Boys	Girls	Total	Boys	Girls	Total
1	2	3	4	5	6	7	8	9	10	11
1	Pre-Primary	278	269	547	185	148	333	120	94	214
2	Class-I	317	299	616	265	249	514	52	50	102
3	Class-II	315	257	572	256	221	477	59	36	95
4	Class-III	353	280	633	303	242	545	50	38	88
5	Class-IV	327	275	602	288	241	529	39	34	73
6	Class-V	337	277	614	290	243	533	47	34	81
7	Class-VI	344	337	681	298	292	590	46	45	91
8	Class-VII	312	296	608	276	253	529	36	43	79
9	Class-VIII	303	260	563	264	233	497	39	27	66
10	Class-IX	207	229	436	184	210	394	23	19	42
11	Class-X	212	192	404	174	168	342	38	24	62
12	Class-XI	88	96	184	85	90	175	3	6	9
13	CLASS-XII	67	95	162	64	92	156	3	3	6
<b>Total:</b>		<b>3460</b>	<b>3162</b>	<b>6622</b>	<b>2932</b>	<b>2682</b>	<b>5614</b>	<b>555</b>	<b>453</b>	<b>1008</b>

Source :- DDSE, Ziro



**RESULT OF VARIOUS EXAMINATION IN LOWER SUBANSIRI DISTRICT FOR LAST 1 (One ) YEAR.**

**Table No. 4.7**

Sl. No.	Name of Examination	Govt. Education Institution 2021-22.			Non- Govt. Education Institution 2021-22.		
		Students appeared (In Nos.)	Students passed (In Nos)	Percentage passed (In %)	Students appeared (In Nos.)	Students passed (In Nos)	Percentage passed (In %)
0	1	2	3	4	5	6	7
1	AISSE						
2	AISSE						
3	B.A -I	78	42	53	281	255	91%
4	B.A-II				241	206	85%
5	B.A-III	40	32	80	297	283	91%
6	B.Com I + Mass Com				51	49	96%
7	B.Com II + Mass Com				30	29	97%
8	B.Com III + Mass Com				35	29	83%

Source :- DDSE, Ziro/Principal Headmaster of respective private school/College.

Class - wise & Sex-wise Distribution of Students in Educational Institution of Lower Subansiri District, Relating to A.P Govt. Institution as on 31.03.2023

Table No. 4.8

Sl. No.	Class	Total No. of students			Total No of S/T Student			Others			Pass %
		Boys	Girls	Total	Boys	Girls	Total	Boys	Girls	Total	
0	1	2	3	4	5	6	7	8	9	10	11
1	B.A. I	56	29	85	56	25	84		1	1	
2	B.A. II					1					
3	B.A. II	34	19	53			1				
4	B.A. III	18	14	24					0		
5	B.A. III	24	14	38							
	<b>Grand Total:</b>	<b>132</b>	<b>76</b>	<b>200</b>	<b>56</b>	<b>26</b>	<b>85</b>	<b>0</b>	<b>1</b>	<b>1</b>	

Source :- Govt. College, Yachuli.

Class - wise & Sex-wise Distribution of Students in Education Institution of Lower Subansiri District, Relating to Non - A.P Govt. Institution as on 31.03.2023

Table No. 4.9

Sl. No.	Class	Total No. of students			Total No of S/T Student			Others			Pass %
		Boys	Girls	Total	Boys	Girls	Total	Boys	Girls	Total	
0	1	2	3	4	5	6	7	8	9	10	11
1	B.A. I	181	150	331	172	144	316	9	6	15	91.00%
2	B.A. II	121	148	269	116	142	358	5	6	11	85.00%
3	B.A. III	148	164	312	145	151	296	3	13	16	91.00%
4	B.Com I + Mass Com	33	23	56	30	21	51	3	2	5	96.00%
5	B.Com II + Mass Com	12	13	25	11	12	23	1	1	2	97.00%
6	B.Com III + Mass Com	22	13	35	20	11	31	2	2	4	83.00%

Source :- Principal, Saint Claret College, Salaya.



**NUMBER OF ADULT EDUCATION CENTRE /ANASHIKSHA NILAYAN/NON FORMAL EDUCATION CENTRE/KNITTING/TAILORING IN LOWER SUBANSIRI DISTRICT AS ON 31-03-2023**

**Table No. 4. 10**

( Unit in No.)

Sl. No.	Name of Block	AEC	JSN	NFE	Tailoring	Knitting	Other if any	Total ( Col. 2 to7)	Total enrolment		
									Male	Female	Total
0	1	2	3	4	5	6	7	8	9	10	11
1	Ziro-I C.D.Block	5	0	0	0	0	0	5	11	47	58
2	Ziro-II C.D.Block	27	0	0	0	0	0	11	72	338	410
3	Hong-Hari C.D		0	0	0	0	0	0	0	0	0
4	Pistana C.D.Block		0	0	0	0	0	0	0	0	0
	<b>Total</b>	<b>32</b>	<b>0</b>	<b>0</b>	<b>0</b>	<b>0</b>	<b>0</b>	<b>32</b>	<b>83</b>	<b>385</b>	<b>468</b>

Source:- DAEO, Ziro

**INSTITUTION-WISE NO. OF STUDENTS UNDER SARVA SHIKSHA ABHIYAN (SSA)  
IN LOWER SUBANSIRI DISTRICT AS ON 31.03.2023.**

**Table No. 4.11**

SL. NO.	TYPE OF INSTITUTIONS	TOTAL NO. OF INSTITUTION	TOTAL NO. OF STUDENTS			NO. OF ST STUDENTS			OTHER		
			Boys	Girls	Total	Boys	Girls	Total	Boys	Girls	Total
0	1	2	3	4	5	6	7	8	9	10	11
1	Middle School	34	1081	991	2072	902	835	1737	179	156	335
2	Primary and Pre-Primary School	33	272	262	534	222	200	422	50	62	112

Source:- District Project Officer, SSA Zilla Mission, Ziro.

**INSTITUTION-WISE NO. OF STUDENTS AND TEACHERS UNDER SARVA SHIKSHA ABHIYAN (SSA)  
IN LOWER SUBANSIRI DISTRICT AS ON 31.03.2023.**

**Table No. 4.12**

Sl. No.	Type of Institution	NUMBER OF STUDENTS			NUMBER OF TEACHERS					
		Boys	Girls	Total	Trained			Un-Trained		
					Male	Female	Total	Male	Female	Total
0	1	2	3	4	5	6	7	8	9	
1	Middle School	1081	991	2072	200	168	9	15	392	
2	Primary/Pre-Primary School	272	262	534	39	46	3	2	90	

Source:- District Project Officer, SSA Zilla Mission, Ziro.



**DISTRIBUTION OF MID-DAY MEAL UNDER SARVA SHIKSHA ABHIYAN (SSA) IN LOWER SUBANSIRI DISTRICT DURING LAST FIVE YEARS.**

Table No. 4.13

Sl. No.	Years	Grant- in aid Received		Total (Col. 2 + 3)	Expenditure on Mid-Day Meal	No. of beneficiaries (Students) benefited
		Central Govt.	State Govt.			
0	1	2	3	4	5	6
1	2018-19	3391000	336000	3727000	3727000	3542
2	2019-20	2148124	252164	2400288	2400288	3530
3	2020-21	3566554	392000	3958554	3958554	3293
4	2021-22	6427592	1059370	7486962	7486962	4656
5	2022-23	3354737	374451	3729188	3729188	4698

Source:- DPO,JSSE/SSS,Ziro

**DISTRIBUTION OF STUDENTS IN DIPLOMA IN ELEMENTARY AND B.Ed EDUCATION INSTITUTION  
IN LOWER SUBANSIRI DISTRICT DURING THE YEAR 2022-23.**

**Table No. 4.14**

Sl. No.	Name of Institution	No. of Students			No. of ST Students			Others			G/Total (Col. 7 + 10)
		Boys	Girls	Total	Boys	Girls	Total	Boys	Girls	Total	
0	1	2	3	4	5	6	7	8	9	10	11
1	District Institution of Education & Training, Yachuli Yachuli	14	65	79	13	3	16	0	0	0	79
2	Mudo Tamo Memorial B.ed Collge, Ziro.	51	190	240	48	183	231	3	7	10	241

Source:-DDSE, Ziro/Principal MTM, B.ed College, Ziro.

**DISTRIBUTION OF TEACHERS IN DIPLOMA IN ELEMENTARY AND B.Ed EDUCATION INSTITUTION  
IN LOWER SUBANSIRI DISTRICT DURING THE YEAR 2022-23.**

**Table No. 4.15**

Sl. No.	Name of Institution	NUMBER OF TEACHERS							Grand Total (Col. 4 + 7)
		Trained			Un-Trained				
		Male	Female	Total	Male	Female	Total	Total	
0	1	2	3	4	5	6	7	8	
1	District Institution of Education & Training, Yachuli Yachuli	3	1	4	0	0	0	0	4
2	Mudo Tamo Memorial B.ed Collge, Ziro.	4	14	18	0	3	0	3	21

Source:-DDSE, Ziro/Principal MTM, B.ed College, Ziro.



**CHAPTER : 15 :: ELECTRICAL AND MECHANICAL**  
**ASSET DETAILS OF ELECTRICAL DEPT. OF POWER IN LOWER SUBANSIRI DISTRICT DURING THE YEAR 2022-23.**

**Table No. 15.1**

Sl. No.	A S S E T S D E S C R I P T I O N																
	Name of 33/ 11 KV Sub - station		Name of 33 KV Line		Name of 11 KV Line		Name of LTHO Line		Distribution of Sub-station						Residential buildings (In Unit/ Qnty.)	Non-residential buildings (In Unit/ Qnty.)	TOP
									Name of 33/0.41			Name of					
	Unit	Qnty.	Unit	Qnty.	Unit	Qnty.	Unit	Qnty.	Unit	Qnty.	Unit	Qnty.	Unit	Qnty.	Unit	Qnty.	
0	1	2	3	4	5	6	7	8	9	10	11	12	13	14	15		
1	5000KVA	4	KM	62	KM	314.39	KM	333	NO	1	630KVA	1	4502/101	1230/15			
2											500KVA	9					
3											400KVA	1					
4											250KVA	10					
5											315KVA	5					
6											160KVA	1					
7											125KVA	1					
8											100KVA	25					
9											63KVA	37					

**BLOCK-WISE RURAL ELECTRIFICATION IN LOWER SUBANSIRI DISTRICT AS ON 31.03.2023**

**Table No. 15.2**

Sl. No.	Name of CD-Blocks	No. of Village electrified	No. population benefitted	Energy demand in each CD-Block	Revenue billed (In Rs.)	Revenue realised (In Rs.)
0	1	2	3	4	5	6
1	Ziro-I CD-Block					
2	Ziro-II CD-Block					
3	Hong-Hari CD-Block	163	29546	31.59	669.24	415.28
3	Pistana CD-Block					
	<b>Total</b>	<b>163</b>	<b>29546</b>	<b>31.59</b>	<b>669.24</b>	<b>415.28</b>

Source:- E.E (Elect), Ziro.



IN LOWER SUBANSIRI DISTRICT AS ON 31.03.2023.

(In Nos.)

Table No. 5.3

Sl. No.	Name of Circles	Name of Sub-Centre	Total (Col. 2)	Patient treated (Under 10 Yr of age)		
				Male	Female	Total (Col. 4 + 5)
0	1	2	3	4	5	6
1	Ziro (Sadar)					
2	Old Ziro					
3	Yachuli					
4	Pistana					
5	Dees					
6	Yazali					
7	Param Putu					
	Total:					

**DATA NOT SUPPLY**

Source:-DMO, Ziro

DISTRIBUTION OF DOCTORS/MATRON/ASST. MATRON/STAFF NURSE/SISTER NURSE/TUTOR NURSE / HEALTH ASSISTANT AND PHARMACIST IN LOWER SUBANSIRI DISTRICT AS ON 31.03. 2023

Table No. 5.4

Sl. NO.	Name of Circle	Name of Hospital/CHC /PHC/HU/ Dispensary	Doctors	Matron	Asst. Matron.	Staff nurse.	Sister Nurse.	A.N.M.	Pharmacist	Tutor nurse.	Health Asst.	Total (Col. 3 to 11)
0	1	2	3	4	5	6	7	8	9	10	11	12
1	Ziro (Sadar)	Ziro Circle	27	0	0	27		11	4		6	67
2	Old Ziro	Old Ziro Circle	8			4		5	2		3	22
3	Yachuli	Yachuli Circle	10			6		3			2	21
4	Pistana	Pistana Circle	1			1		2			0	4
5	Deed	Deed Circle	3			1		0				6
6	Yazali	Yazaali Circle	6			3		5	1		2	17
7	Param Putu	Param Putu Circle						0				
	TOTAL		55	0	0	42		26	7		13	137

Source:- DMO, Ziro



**NOS. OF PATIENT TREATED IN HOSPITAL/CHC/PHC/HU/DISPENSARY/SUB-CENTRE  
IN LOWER SUBANSIRI DISTRICT DURING THE YEAR 2022-23.**

Table No. 5.5

Sl. No.	Name of Circle	Hospital/CHC/PHC/HU/Dispensaries /Sub-Centre	Indoor		Outdoor		Total (Col. 2 to 6)	Patient treated under 10 yrs of age out of Col. 7
			Male	Female	Male	Female		
0	1	2	3	4	5	6	7	8
1	Ziro (Sadar)	District Hospital,Ziro					27838	
		T.B.Centre,Ziro						
		Sub-Centre,Siro					389	
2	Old Ziro	CHC,Old Ziro					2018	
3	Yachuli	PHC,Yachuli					2049	
		PHC,Talo					2117	
4	Pistana	PHC,Pistana					1036	
		PHC,Poru					1133	
5	Deed	PHC,Deed-Neelam					3002	
		Sub-Centre,Paniya					429	
		Sub-Centre,Sito					166	
		Sub-Centre,Dem					134	
		Sub-Centre,Miya					439	
6	Yazali	CHC,Yazali					5757	
7	Param Putu	PHC,						
		TOTAL					46507	

Source :- DMO, Ziro

**DISEASE-WISE PATIENTS TREATED IN HOSPITAL/CHC/PHC/HU/DISPENSARY/SUB-CENTRE  
IN LOWER SUBANSIRI DISTRICT DURING THE YEAR 2022-23.**

Table No. 5.6

Sl. No.	Name of Hospital/CHC/PHC/HU/Dispensary & Sub-Centre	Diarrhea/Dysentery	Stomach and Intestinal Disease	Respiratory disease	Malaria	Syphilis	Scabies	Goitre	Leprosy	TB	Any other disease	Total
0	1	2	3	4	5	6	7	8	9	10	11	12
1	District Hospital	557		0								557
2	Community Health Centre	356		153								509
3	Primary Health Centre	367		139								506
4	Health Unit											
5	Dispensary/Sub-Centre											
6												
7												
8												
9												
10												

Source:- DMO, Ziro



**ACHIEVEMENT OF FAMILY PLANNING PROGRAMME IN HOSPITAL/CHC/PHC/HU/DISPENSARY & SUB-CENTRE IN LOWER SUBANSIRI DISTRICT DURING THE YEAR 2022-23.**

**Table No. 5.7**

Sl. No.	Name of Hospital/CHC/PHC/HU/Dispensary & Sub-Centre	Person sterilized			I.U.D. (Cu.T) Insertion	Conventional Contraceptive Distributed	Oral pill Distributed In cycle.	M.T.P. Cases done
		Vasectomy	Tubectomy	Leproscopic(Mini)				
0	1	2	3	4	5	6	7	8
1	District Hospital,Ziro			2	46	3224	288	0
2	CHC,Old Ziro				3	2912	62	0
3	CHC,Yazali				5	1835	196	0
4	PHC,Yachuli				0	1669	86	0
5	PHC,Pistana				0	230	4	0
6	PHC,Poru				0	133	10	0
7	PHC,Deed-Neelam				0	597	117	0
8	Sub-Centre,Talo				0	200	42	0
9	Sub-Centre,Hari					27	10	
10	Sub-Centre,Siro					65	8	
	<b>TOTAL</b>			<b>2</b>	<b>54</b>	<b>10892</b>	<b>823</b>	<b>0</b>

Source :- DMO, Ziro

**ACHIEVEMENT OF NATIONAL MALARIA ERADICATION PROGRAMME  
IN LOWER SUBANSIRI DISTRICT DURING THE YEAR 22-23.**

**Table No. 5.8** (Unit in No.)

Sl. No.	Year	No. of surveillance staff working.		No. of blood slides collected.	No. of blood slides found positive	SPECIES				No. of cases radically treated.
		S.T.	D.H.V.			P.V.	P.F.	P.M.	Mixed	
0	1	2	3	4	5	6	7	8	9	10
1	2021-22			9640						
2	2022-23		5	10746	0	0	0	0	0	0

Source :- DMO, Ziro

**ACHIEVEMENT OF NATIONAL T.B. CONTROL PROGRAMME IN LOWER SUBANSIRI DISTRICT  
DURING THE YEAR 2022-23 UNDER DISTRICT T.B. CONTROL PROGRAMME ZIRO.**

**Table No. 5.9** (Unit in No.)

Sl. No.	No. of sputum examination	No of T.B. Cases detected			No. of T.B. patient treated.			B.C.G. Vaccination			
		Sputum positive	Smeear Negative	Extra Pulmonary	Total	New cases	Old cases	Total	Below 1 year	1 year And above	Total
0	1	2	3	4	5	6	7	8	9	10	11
1	594	25	1	33	59	54	5	59	0	0	219

Source:- District Tuberculosis Officer, Ziro.



**CIRCLE-WISE NO. OF POLIC STATION/OUT-POST/WITH W.T NET FACILITY & STRENGTHS OF POLICE PERSONNEL  
IN LOWER SUBANSIRI DISTRICT AS ON 31.03.2023**

**Table No. 6.1** (In Nos.)

Sl. No.	Name of Circle	Name of Police Station/ Out-post	S.P	Dy. S.P	Inspector	S.I/ASI	Head Constable	Constable/ L/Naik	W.T Operator	Total Personnel	W.T Net	No. of Fire Brigade Station	No. of Fire Brigade Vehicle
0	1	2	3	4	5	6	7	8	9	10	11	12	13
1	Ziro (Sadar)	SP (HQ.) Ziro	1	1	2	1	4	27	0	36	1	2	8
		Police Station			1	3	3	13	11	31	0		
2	Old Ziro	Beat Post											
3	Yachuli					1	3	8	2	14	1		
4	Pistana												
5	Deed												
6	Yazali	Police Station				1	4	13	1	19	1		
7	Param Putu	Police Station											

Source:- SP, Ziro

**INCIDENCE OF CRIMES IN LOWER SUBANSIRI DISTRICT DURING THE YEAR 2022-23.**

Table No. 6.2

(Unit in No.)

Sl.No.	Type of Offences	No. of cases reported	Person convicted	Total
0	1	2	3	4
1	Offences against state and public tranquility.	0		0
2	Murder	1		1
3	Dacoity	0		0
4	Robbery	2		2
5	Burglary	4		4
6	Abduction/Kidnapping	1		1
7	Cattle theft	0		0
8	Property theft	4		4
9	House trespass	0		0
10	Rape	1		1
11	Attempt to Murder	2		2
12	Attempt to robbery	0		0
13	Causing grievous/Single hurt	1		1
14	Causing Death by rash and Negligent Driving.	0		0
15	Misappropriation	0		0
16	Arm act	0		0
17	NDPS Act cases	13		13
18	Others	17		17
	<b>Total:</b>	<b>46</b>		<b>46</b>

Source:- SP, Ziro.



**NUMBER OF CASES PENDING/ FILED/ DISPOSED OFF IN LOWER SUBANSIRI DISTRICT DURING THE YEAR 2022-23.**

**Table No.6.3**

Sl.No.	Type of cases reported	No. of cases during 2022-23			Total Cases for disposal (Col. 2 + 3)	Under Trials during the year from Col. 4	Disposed off during the year from Col. 4	Total Under trials/ Pending at the end of the year. (Col. 5 -6)
		Received during the year	Pending beginning of the year					
0	1	2	3	4	5	6	7	
1	Murder	1	5	6	6	2	4	
2	Attempt to Murder	2	2	4	4	1	3	
3	Dacoity	0	2	2	2	1	1	
4	Robbery	2	5	7	7	1	6	
5	Rape	1	4	5	5	1	4	
6	Kidnapping/Abduction	0	0	0	0	0	0	
7	Cattle Theft	0	0	0	0	0	0	
8	Porperty Theft	1	6	7	7	1	6	
9	House Traspas	0	0	0	0	0	0	
10	Hurt	1	4	5	5	5	0	
11	Misappropriation	0	0	0	0	0	0	
12	Arms Act	0	0	0	0	0	0	
13	Burglary	3	0	3	3	1	2	
14	Causing Death by rash and negligent driving	0	0	0	0	0	0	
15	Others	6	32	38	38	8	30	
	<b>Total:</b>	<b>17</b>	<b>60</b>	<b>77</b>	<b>77</b>	<b>21</b>	<b>56</b>	

Source:- SP, Ziro

**STATEMENT SHOWING THE GENERAL RESULTS/ TRIALS OF THE CRIMINAL CASES IN LOWER SUBANSIRI DISTRICT DURING THE LAST FIVE YEARS.**

**Table No. 6.4**

Sl.No.	During the year	No.of cases reported	No.of person under trial	Discharged or acquitted	Convicted	Committed or referred.	Died/ Escaped or transferred to other	(Unit in No.)	
								Person remaining under trial in the end of the year	
0	1	2	3	4	5	6	7	8	
1	2018	80	341	180	21	6		134	
2	2019	135	331	190	3	13		125	
3	2020	58	136	42		3		91	
4	2021	99	240	75		2		163	
5	2022	91	254	133	3	13	0	105	

Source:- CJM, Ziro.



**DETAILS OF ACCIDENTS OCCURRED IN LOWER SUBANSIRI DISTRICT DURING THE LAST FIVE YEARS.**

**Table No. 6.5**

Sl.No.	Description	L A S T F I V E Y E A R S				
		2018-19	2019-20	2020-21	2021-22	2022-23
0	1	2	3	4	5	6
1	<b><u>ROAD ACCIDENTS:</u></b>					
	( a ) No. of accidents occurred				6	
	( b ) No. of person killed				3	
	( c ) No. of person injured				8	
	( d ) No. of vehicle involved.				7	
2	<b><u>FIRE ACCIDENTS:</u></b>					9
	( a ) No. of person injured					
	( b ) No. of person death					

Source:- SP, Ziro

**DISASTER MANAGEMENT IN LOWER SUBANSIRI DISTRICT DURING THE YEAR 2022-23.**

**Table No. 6.6**

Sl. No.	Name of disaster particulars	Total Nos. of incident	Total Nos. of victim	Loss assessment (In approx.) and (In Rs.)	Immediate Relief made to victims		Total Col. 5+6 (In Rs.)	Final relief amount paid to victims	Total relief (In Rs.) (Col. 7+8)
					Kind (In Rs.)	Cash (In Rs.)			
0	1	2	3	4	5	6	7	8	9
1	Fire	12	27	31253700	-	82200	82200	1980000	2062200
2	Cyclone	2	17	2180000				267800	267800
3	Flood							0	0
4	Earthquake								
5	Landslide	3	4	6670000				213000	213000
6	Crop damage		2883	33728190				7814391	7814391
7	Fish pond damage	5	5	716350				15400	15400
8	Death of person due to natural calamities	1	1					400000	400000
	<b>Total:</b>	<b>23</b>	<b>2936</b>	<b>74548240</b>		<b>82200</b>	<b>82200</b>	<b>10690591</b>	<b>10772791</b>

Source:- DDMO, Ziro



**DISASTER PREPAREDNESS ACTIVITIES AND REGISTRATION OF EX-SERVICEMEN RETIRED FROM DEFENCE  
IN LOWER SUBANSIRI DISTRICT DURING THE YEAR 2022-23**

**Table No. 6.7**

Sl. No.	Activities	Date of programme	Location	No. of participants	Registration of Ex-servicemen retired from defence				Total (Col. 5 to 7)
					Army	Air-force	Navy		
0	1	2	3	4	5	6	7	8	
1	Training/orientation programme on disaster preparedness	April	village	100					
2	Mock drill	August	School	Stds/Tchr					
3	Disaster management Mela/Rally	Oct	Ziro	100					
	<b>Total:</b>	-	-						

Source:- DDMO, Ziro.

**CHAPTER: 7 AGRICULTURE AND HORTICULTURE.**  
**CLASSIFICATION OF AREA OF LOWER SUBANSIRI DISTRICT AS ON 31-03-2023.**

**Table No.7.1**

Sl.No.	Type of Utilisation	Units	Area Sq. Km
0	1	2	3
1	Total Geographical area	Sq.Km.	-
2	Forest area	Hectre	-
3	Barren and Un-cultivated land	Hectre	-
4	Land put to Non-Agriculture uses	Hectre	-
5	Cultivable waste land	Hectre	-
6	Misc.tress, crops and grove not included in net area shown.	Hectre	-
7	Permanent pastures and grazing land.	Hectre	-
8	Current fallow	Hectre	-
9	Old fallow	Hectre	-
10	Net area shown.	Hectre	11433.655 Ha.

Source :- DAO/DHO, Ziro.

**AREA AND PRODUCTION OF VARIOUS CROPS IN LOWER SUBANSIRI DISTRICT.  
(AREA IN HECTS, PRODUCTION IN MT & YIELD RATE IN M.T. PER HECT.) DURING LAST 2 (TWO) YEARS.**

Table No. 7.2

Sl. No.	Name of crops	2021-22			2022-23		
		Area (In Hect.)	Production (In MT)	Yield rate (Per Hect.)	Area (In Hect.)	Production (In MT)	Yield rate (Per Hect.)
0	1	2	3	4	5	6	7
1	Rice	5,872.20	21,161.52	3.60	5,930.00	21,348.00	3.60
2	Maize	790.45	814.16	1.03	814.00	1,221.00	1.50
3	Millet	996.98	598.18	0.60	1,000.00	600.00	0.60
4	Wheat	0.00	0.00	0.00	-	-	-
5	Pulses	460.00	1,196.00	216.00	480.00	1,249.00	2.60
6	Potato	261.88	2,495.77	9.530	280.00	2,380.00	8.500
7	Ginger	424.06	2,269.18	5.35	425.00	2,210.00	5.20
8	Oil seed	340.25	408.30	1.20	350.00	420.00	1.20
9	Spices and chillies	266.90	400.42	1.500	300.00	450.00	1.500
10	Vigetables	1,820.50	11,833.25	6.50	1,840.00	11,960.00	6.50
11	Sugarcane	137.74	9,835.04	71.40	130.00	928.00	71.38
12	Other crops.	0.00	0.00	0.00			
13	Turmaric	0.00	0.00	0.00	-	-	-
14	Coarse grain	0.00	0.00	0.00	-	-	-
	<b>Total :</b>	<b>11,377.22</b>	<b>51,011.84</b>	<b>103.31</b>	<b>11,609.00</b>	<b>42,765.00</b>	<b>102.58</b>

Source :- DDA, Ziro.

**AREA UNDER IMPROVED/ HIGH-YIELDING VARIETY SEEDS IN LOWER SUBANSIRI  
DURING THE YEAR 2022-23.**

Table No. 7.3

( Area in Hect. )

Sl.No.	Name of crops	Area under Hybrid Seed	Area brought under improved seeds	High Yielding varieties
0	1	2	3	4
1	Paddy	-	51.8 ha.	-
2	Wheat	-	-	-
3	Millet	-	-	-
4	Maize	-	-	-
5	Pulses / soyabean	-	-	-
6	Oil seed(Mustard)	-	-	-
7	Potato	-	19 ha.	-
8	Sugar cane	-	-	-
9	Spices ( Large cardamom )	-	-	-
10	Vegetables	7.5 Ha.	19.5 ha	-
11	Ginger	-	-	-
12	Tomato	-	-	-
	<b>TOTAL</b>	<b>7.5 Ha.</b>	<b>90.3 ha.</b>	<b>-</b>

Source:- DAO, Ziro.



**AREA BROUGHT UNDER FERTILIZERS & PLANT PROTECTION IN LOWER SUBANSIRI DISTRICT DURING THE YEAR 2022-23**

**Table No. 7.4**

Sl.No.	Name of Circle	Area brought under fertilizers (Normal Agri.)	Area brought under plant protection (Normal Agri.)	Remarks
0	1	2	3	4
1	Ziro (Sadar)		30 ha.	-
2	Old Ziro		25 ha.	-
3	Yachuli		25 ha.	-
4	Pistana		25 ha.	-
5	Yazali		25 ha.	-
6	Deed		25 ha.	-
7	Param Putu		-	-
	<b>Total:</b>		<b>155 ha.</b>	<b>-</b>

Source:- DAO, Ziro.

**CONSUMPTION OF CHEMICAL FERTILIZER IN LOWER SUBANSIRI  
DURING THE YEAR 2022-23.**

**Table No. 7.5**

Sl.No.	Name of circle	Vermi-Compost	F E R T I L I Z E R						(Consumption in MT)	
			DAP	Urea	SSP	MOP	NPK	Total Col. (2 to 6)		
0	1	2	3	4	5	6	7	8		
1	Ziro (Sadar)	85 qtls	5 qtls	0	0	0	0	0	9 mt	
2	Old Ziro	80 qtls	4 qtls	0	0-	0	0	0	8.4 mt	
3	Yachuli	80 qtls	4 qtls	0	0	0	0	0	8.4 mt	
4	Pistana	80 qtls	4 qtls	0	0	0	0	0	8.4 mt	
5	Deed	80 qtls	4 qtls	0	0	0	0	0	8.4 mt	
6	Yazali	80 qtls	4 qtls	0	0	0	0	0	8.4 mt	
7	Param Putu	0	0	0	0	0	0	0	0	
	<b>Total</b>	<b>485 qtls</b>	<b>25 qtls</b>	<b>0</b>	<b>0</b>	<b>0</b>	<b>0</b>	<b>0</b>	<b>51 mt</b>	



AGRI.FARM/HORTI.NURSERIES/ PEOPLES HORTI.GARDEN IN LOWER SUBANSIRI  
DISTRICT DURING THE YEAR 2022-23

Table No.7.6

Sl.No.	Name of circle	Govt. Agri. Farm (In No.)	Govt. Horti. Farm (In Nos.)	People's Horti. Garden.(In hect.)	Horti. Nurseries (In No.)	Seed multiplication centre(In No.)	Total (3to 7)
0	1	2	3	4	5	6	7
1	Ziro (Sadar)		1			2	3
2	Old Ziro						
3	Yachuli						
4	Yazali	1					1
5	Pistana						
6	Deed						
7	Param Putu						
	<b>Total:</b>	<b>1</b>	<b>1</b>			<b>2</b>	<b>4</b>

Source:- DHO, Ziro.

**AREA AND PRODUCTION OF HORTL. CROPS IN LOWER SUBANSIRI DISTRICT  
DURING THE YEAR 2022-23.**

**Table No. 7.7**

Sl.No.	Name of fruits 1	Area ( In hect. ) 2	Production ( In M.T) 3	Yield rate (In Kg) per tree/plant 4
0				
1	<b>TEMPERATE/-SEMI-TEMPERATE:</b>			
	(a) Apple	107	45	
	(b) Pears	12	150	
	(c) Plums	8	117	
	(d) Peach	22	30	
	(e) Walnut	9	20	
	(f) Large cardamom.	1300	952	
	(g) Kiwi	1068	2500	
	(h) Persimmon	189		
	Sub-total:	2715	3820	-
2	<b>SUB - TROPICAL FRUITS:</b>			
	(a) Mango			-
	(b) Orange	950	4020	
	(c) Guava	30	20	
	(d) Pine Apple	88	744	
	(e) Banana	135	1215	
	(f) Litchi			-
	(g) Pomegranate			-
	(h) Lime/Lemon			-
	(i) Jack fruit			-
	(j) Medicinal plant			-
	(k) Papaya			-
	Sub-total:	1203	5999	-
	Grand total: ( 1+ 2 )	3918	9819	-

Source:- DHO ,Ziro



**IMPROVED AGRICULTURE IMPLEMENTS / MACHINES DISTRIBUTED ON SUBSIDY BASIS  
IN LOWER SUBANSIRI DISTRICT DURING THE YEAR 2022-23.**

**Table No. 7.8** Name of implements/Machine distributed ( Unit in No.)

Sl. No.	Name of circle	Pumping set	Rice Huller	Tractor	Power tiller	Spray machine	Total
0	1	2	3	4	5	6	8
1	Ziro (Sadar)	0	29	10	4	15	58
2	Old Ziro	0	25	6	4	13	48
3	Yachuli	0	25	6	5	6	42
4	Pistana	0	25	6	4	6	41
5	Deed	0	25	6	4	6	41
6	Yazali	0	25	6	6	6	43
7	Param Putu	0	0	0	0	0	0
	<b>Total:</b>	<b>0</b>	<b>154</b>	<b>40</b>	<b>27</b>	<b>52</b>	<b>273</b>

Source:- DAO/DHO,Ziro.

**ACHIEVEMENT OF FARMERS TRAINING CENTRE ZIRO IN LOWER SUBANSIRI  
DISTRICT DURING LAST FIVE YEARS.**

Table No.7.9

( Unit in No.)

Sl.No.	Year	T R A I N I N G C O N D U C T E D						Grand Total	
		Normal		C.S.S		Camp (2+4)	Farmer trained (3+5)	Farmer trained (3+5)	
		Camp	Farmer trained	Camp	Farmer trained				
0	1	2	3	4	5	6	7		
1	2018-19								
2	2019-20								
3	2020-21								
4	2021-22								
5	2022-23	20	330	2	160	2	160	160	

Source:- DTO(FTC),Ziro.



**CHAPTER :8 FISHERIES.**  
**FISH FARMS AND VILLAGES FISH FARM/PONDS IN LOWER SUBANSIRI DISTRICT FOR THE LAST FIVE YEARS**

Table No.8.1

Sl.No.	Years	Govt.fish farm (In No.)	People fish pond (In No.)	Village fish ponds (In No.)	others fish ponds (In No.)	Area under fish culture (In hect.)	Area under paddy-cum fish culture (In hect.)	Water area developed (In hect.)	Fingerlings distributed (In nos.)		Revenue earned (Rs. In thousand) (Col. 10)
									Free of cost	On payment	
0	1	2	3	4	5	6	7	8	9	10	11
1	2017-18										
2	2018-19										
3	2019-20										
4	2020-21										
5	2021-22	2	42	1192	2	441.92	1400	441.92	560000	7520000	187050000
	<b>TOTAL</b>	<b>2</b>	<b>42</b>	<b>1192</b>	<b>2</b>	<b>441.92</b>	<b>1400</b>	<b>441.92</b>	<b>560000</b>	<b>7520000</b>	<b>187050000</b>

Source:- DFDO, Ziro.

**FISH AND FISH SEED PRODUCTION FROM FISH FARMS AND VILLAGE FISH FARMS/PONDS  
IN LOWER SUBANSIRI DISTRICT DURING LAST FIVE YEARS**

Table No.8.2

Sl.No.	Items	Units (In MT/Million)	Y E A R S					Total	Revenue earned (Rs. In Crore)
			2018-19	2019-20	2020-21	2021-22	2022-23		
0	1	2	3	4	5	6	7	8	9
1	FISH PRODUCTION	-	-	-	-	-	-	-	-
	I ) Marin	-	-	-	-	-	-	-	-
	ii) Inland	Mt.					764.9	764.9	26.77
2	FISH SEED PRODUCTION.								
	I) Fry	-					1.78	1.78	
	ii) Fingerlings	-					2.65	0.72	0.265

Source:- DFDO, Ziro.



**MAINTENANCE/IMPROVEMENT OF GOVT. FISH FARMS IN LOWER SUBANSIRI DISTRICT DURING LAST THREE YEARS**

**Table No. 8.3**

Sl. No.	Name of Govt. Fish farm	Fund received for maintenance of Fish farm and improvement of infrastructure during last three years			Expndrs. For maintenance and improvement of Govt. Fish farm			Year-wise Total Expndrs.		
		2019-20	2020-21	2021-22	2019-20	2020-21	2021-22	(Col. 5)	(Col.6)	(Col. 7)
0	1	2	3	4	5	6	7	11	12	13
1	High Altitude Tarin Fish Farm, Tarin, Ziro				DATA	NOT	SUPPLIED			
2	Yachuli Govt. Fish Farm, Yachuli									

Source:- DFDO, Ziro

**CHAPTER :9 :ANIMAL HUSBANDARY AND VETERINARY**  
**CIRCLE-WISE NUMBER OF VETERINARY DISPENSARY/AID CENTRE ETC AS ON 31-03-2023**

Table No.9.1

Sl.No.	Name of Circle	Vety. Dispensary	Vety. aid centre	Cattle upgrading centre	Vigilance unit	Mobile vety. Dispensary	Transit Camp	(Unit in No.)	
								District Diagnostic Laboratory	
0	1	2	3	4	5	6	7	8	
1	Ziro (Sadar)	2	0	0	0	1	0	1	
2	Old Ziro	1	1	0	0	0	0	0	
3	Yachuli	0	0	0	0	0	0	0	
4	Pistana	0	2	0	0	0	0	0	
5	Deed	0	0	1	0	0	0	0	
6	Yazali	1	1	1	0	0	0	0	
7	Param Putu	0	0	0	0	0	0	0	
	<b>Total:</b>	<b>4</b>	<b>4</b>	<b>2</b>	<b>0</b>	<b>1</b>	<b>0</b>	<b>1</b>	<b>1</b>

Source:- DAH&VO,Ziro.



**NUMBER OF LIVESTOCK & POULTRY FARM IN LOWER SUBANSIRI DISTRICT AS ON 31-03-2023.**

**Table No.9.2**

(Unit in No. )

Sl.No.	Name of circle	Cattle farm/diary farm	Goat farm	Pig farm	Fodder farm	Poultry farm	Live stock farm/ Cattle demonstration centre	Sheep and Wool unit	Chick rearing centre	Total
0	1	2	3	4	5	6	7	8	9	10
1	Ziro (Sadar)	1	-	1	1	1	-	-	-	4
2	Old Ziro		0	-	-	-	-	-	-	-
3	Yachuli	1	0	0	1	-	-	-	-	2
4	Pistana	-	-	-	-	-	-	-	-	-
5	Deed	-	0	-	-	-	-	-	-	-
6	Yazali		0	-	-	-	-	-	1	1
7	Param Putu	-	-	-	-	-	-	-	-	-
	<b>Total:</b>	<b>2</b>	<b>0</b>	<b>1</b>	<b>2</b>	<b>1</b>	<b>-</b>	<b>-</b>	<b>1</b>	<b>7</b>

Source:- DAH&VO,Ziro.

**Table No. 9.3**

Sl.No.	Name of Dairy farm/Cattle	Total milk	Revenue	By products (Kg) Ghee	Curd	Cream	Butter
0	1	2	3	4	5	6	7
1	Cattle Breeding Farm, Yachuli	12000 Litres		-	-	-	-
2	District Pig Breeding Farm, Siro						
3	Chick Rearing Centre, Yachuli						
4							
5							
6							
7							
8							
9							
10							

Source:- DAH&VO, Ziro.

**NO. OF ANIMALS/BIRDS TREATED IN LOWER SUBANSIRI DISTRICT DURING THE 2022-23.**

**Table No. 9.4**

Sl.No.	Name of Vety. Dispensary/Aid / Centre /CUC.	VO/AV/SM/LI	NUMBER OF ANIMALS/BIRDS TREATED						Total		
			Animal			Bird			General (Col. 3 + 6)	Castrated (Col. 4)	Vaccinated (Col. 5 + 7)
			General	Castrated	Vaccinated	General	Vaccinated				
0	1	2	3	4	5	6	7	8	9	10	
1	VD-Hapoli	VO-1,AV-3,SM-1	18000	3500	4600	1200	3200	19200	3500	7800	
2	Siro	AV-2,SM-1	1800	85	122	365	220	2165	85	342	
3	Yazali	AV-1,SM-1	3085	107	275	375	60	3460	107	335	
4	VAC,Rubdi	AV-1,SM-1	725	170	250	350	50	1075	170	600	
5	Old Ziro	AV-4	1447	63	122	177	57	1624	63	179	
6	Sito	SM-1	855	73	38	500	120	1355	73	158	
7	Ambam	AV-1	667	26	105	350	78	1017	26	183	
8	CUC-Joram	AV-1,SM-1	793	43	49	483	139	1276	43	188	
9	Deed	SM-1	860	72	28	660	155	1520	72	183	
10	Tallo	AV-1	1055	120	200	770	193	1825	120	393	
11	Yachuli	AV-1	1442	320	162	300	30	1742	320	192	
	<b>Total</b>		<b>30729</b>	<b>4579</b>	<b>5951</b>	<b>5530</b>	<b>4302</b>	<b>36259</b>	<b>4579</b>	<b>10553</b>	

Source:- DAH&VO, Ziro.



**CHAPTER :10 : FORESTRY & LOGGING**  
**DISTRIBUTION OF FOREST DIVISION/RANGES/BEATS IN LOWER SUBANSIRI DISTRICT**

**AS ON 31-03-2023.**

**Table No.10.1**

Sl.No.	Name of Forest Division	No. of Forest Ranges under Hapoli Forest Division	No. of Beat office under respective Forest Ranges			
			Account beats	Non Account Beats	Total (Col. 3+4)	Total (Col. 3+4)
0	1	2	3	4	5	
1	Hapoli Forest Division,Hapoli (Ziro)	5	-	1	6	

Source:- DFO, Ziro.

**AREA UNDER PLANTATION/AFFORESTATION IN LOWER SUBANSIRI DISTRICT DURING THE YEAR 2021-23.**

**Table No.10.2** (Area in hect.)

Sl. No.	Name of the Forest Division	T Y P E O F P L A N T A T I O N							Total plantation
		Nurseries	Apnavan	Afforestation/ plantation	Avenue & strip plantation	MEP /MNP.	ANR	Social forest	
0	1	2	3	4	5	6	7	8	9
1	Hapoli Forest Division.	3	-		-		1428 ha.	-	1428 ha.
	<b>Total</b>	<b>3</b>					<b>1428 ha.</b>		<b>1428 ha.</b>

Source:- DFO, Ziro.

**AREA UNDER RESERVE FOREST UNDER HAPOLI FOREST DIVISION  
IN LOWER SUBANSIRI DISTRICT AS ON 31-03-2023.**

Table No10.3

(Area in hect.)

Sl. No.	Name of the Forest Division	Reserved forest			Proposed reserved forest			Un-classified forest	Total private forest
		R/F	ARF	PRF	PARF/VRF	PRF	PARF/VRF		
0	1	2	3	4	5	6	7		
1	Hapoli Forest Division.	37911.5 ha.	-	-	4000ha/9331ha.		-		
	<b>TOTAL</b>	37911.5 ha.	-	-	4000ha/9331ha.		-		

Source:- DFO,Ziro.

**SUPPLY OF SLEEPERS TO RAILWAY BY FOREST DEPTT.  
DURING THE YEAR 2022-23. IN LOWER SUBANSIRI DISTRICT.**

Table No. 10.4

Sl.No.	Name of the Forest Division.	Broad Gauge	Metre Gauge	Narrow Gauge	Total
0	1	2	3	4	5
1	Hapoli Forest Division.				
2					
3					
4					
5	-	NIL	-	-	-
6					
7					
8					

Source:- DFO, Ziro.



**MINOR FOREST PRODUCT OF LOWER SUBANSIRI DISTRICT DURING THE YEAR 2022-23**

Table No.10.5

Sl.No.	Minor Forest Products	Hapoli Forest Division, Ziro		
		Units	Quantity	Value in Rs.
0	1	2	3	4
1	Bamboo	Nos.		
2	Fire Wood	Cu.Mtr.		
3	Sand	Cu.Mtr.		
4	Cane	Caps/Rmt.		
5	Charcoal	QTLS.		
6	Boulder/ Single/Stone.	Cu.Mtr.		
7	Gravels	Cu.Mtr.		
8	Poles	Cu.Mtr./Rmt.		
9	Thatch	Bundles.		
10	Toko leaves	Nos.		
11	Labam Bark	Kg.		
12	Earth/ Clay	Cu.Mtrs		
13	Rubia Cordifolia.	Kg.		
14	Broom Stick	Bundles.		

Source:- DFO, Ziro.

**EXPENDITURE ON NURSERIES/AFFORESTATION/PLANTATION/OUT TURN OF TIMBER & FUELS AND REVENUE EARNED**

**Sl. No.**

**Table No.10.6**

Sl. No.	Name of Forest Division	Exprs. On Nursery		Total (Col. 3 + 4)	Production/Revenue earned				Total (Col. 5 to 8)
		Non-Plan	Plan		Timber		Fuel (in MT)	Other minor forest products (In Rs.)	
					Production (in Cub.m)	Revenue earned (in Rs.)	Production (In MT)		
0	1	2	3	4	5	6	7	8	9
1	Hapoli	-		-	-	301106	-	43845	344951
2									
3									
4									
5									

Source:- DFO, Ziro.



**CHAPTER :11 : WATER RESOURCE DEPTT./PUBLIC HEALTH ENGINEERING DEPTT.  
MINOR IRRIGATION/FLOOD PROTECTION IN  
LOWER SUBANSIRI DISTRICT AS ON 31.03.2023**

**Table No.11.1**

Sl.No.	Name of circle	Minor irrigation scheme			Command area benefited ( in hect.)		Expdr. Incurred as on 31.03.2022 ( In lakh)
		No. of scheme	Work in progress	Implimented	Area benefited	Area being benefite	
0	1	2	3	4	5	6	7
1	Ziro (Sadar)	12	completed	12	15	15	25.00
2	Old Ziro	8	completed	8	8.5	8.5	19.00
3	Yachuli	12	completed	12	14	14	28.00
4	Pistana	8	completed	8	6	6	12.00
5	Deed	4	completed	4	4	4	7
6	Yazali	8	completed	8	7	7	14.00
7	Param Putu		completed				
	<b>Total:</b>	<b>52</b>		<b>52</b>	<b>54.5</b>	<b>54.5</b>	<b>105.00</b>

Source:- E.E.WRD, Ziro.

**NET AREA IRRIGATED BY DIFFERENT SOURCES DURING THE YEAR, 2022-23.**

**Table No.11.2**

Sl.No.	Name of circle	Govt. Canals	Private canals	Tube well (Local)	Tank	Others	Total (Col. 2 to 6)	Net area irrigated (in hect.)
0	1	2	3	4	5	6	7	8
1	Ziro (Sadar)	12	-	-	-	-	12	15 in hect.
2	Old Ziro	8	-	-	-	-	8	8.5 in hect
3	Yachuli	12	-	-	-	-	12	14 in hect
4	Pistana	8	-	-	-	-	8	6 in hect
5	Deed	4	-	-	-	-	4	4 in hect
6	Yazali	8	-	-	-	-	8	7 in hect
7	Param Putu							-
	<b>Total:</b>	<b>52</b>	<b>-</b>	<b>-</b>	<b>-</b>	<b>-</b>	<b>52</b>	<b>54.50 in hect</b>

Source:- E.E.WRD, Ziro.



**AREA COVERED UNDER FLOOD PROTECTION SCHEME IN LOWER SUBANSIRI DISTRICT DURING THE YEAR 2022-23.**

**Table No. 11.3**

Sl. No.	Name of Circle	Flood Protection Scheme taken up during the year				Total expndr. Incurred (Rs. In lakh)	Area benefited in the hectare
		No. of Scheme taken up	No. of Scheme in progress	No. of Scheme completed			
0	1	2	3	4	5	6	
1	Ziro (Sadar)	-	-	-	-	-	
2	Old Ziro	-	-	-	-	-	
3	Yachuli	-	-	-	-	-	
4	Pistana	-	-	-	-	-	
5	Deed	-	-	-	-	-	
6	Yazali	-	-	-	-	-	
7	Param Putu	-	-	-	-	-	
	<b>Total:</b>	<b>Nil</b>	<b>Nil</b>	<b>Nil</b>	<b>Nil</b>	<b>Nil</b>	

Source:- E.E.WRD, Ziro.

**WATER SUPPLY SCHEMES RURAL & URBAN TAKEN UP AND IMPLEMENTED BY P.H.E.D. IN LOWER SUBANSIRI DISTRICT DURING THE YEAR 2022-23.**

TableNo.11.4

Sl.No.	Name of Circle	Nos. of Rural & Urban water supply schemes undertaken by Central and State Govt.		Fund received during the year. (Rs. In lakh)		Scheme		No.of villages/Urban block provided with water supply. During the year 2021-22	Total expenditure during the year 2021-22 (Rs. In lakh )		No. of person benefitted during the year 2021-22 (In Nos.)
		Central	State	Central	State	Implimented	Work in progress		Central	State	
0	1	2	3	4	5	6	7	8	9	10	11
1	Rural	23	7	1469	520.36	23	6	129	1469	520.36	33795
	Urban										
2	Old Ziro										
3	Yachuli										
4	Pistana										
5	Deed										
6	Yazali										
7	Param Putu										

Source:- E.E.PHED & WS, Ziro.



**CIRCLE-WISE REVENUE EARNED FROM DRINKING WATER SUPPLY  
IN LOWER SUBANSIRI DISTRICT DURING THE LAST FIVE YEARS.**

**Table No. 11.5**

Sl. No.	Name of Circle	L A S T F I V E Y E A R S					Total (Col. 2 to 6)
		2018-19	2019-20	2020-21	2021-22	2022-23	
0	1	2	3	4	5	3	7
1	Rural	-	-	-	-	-	-
	Urban					58.35lakhs	58.35lakhs
2	Old Ziro						s
3	Yachuli	-	-	-	-	-	-
4	Pistana	-	-	-	-	-	-
5	Deed	-	-	-	-	-	-
6	Yazali	-	-	-	-	-	-
7	Param Putu						

Source:- E.E. PHED & WS, Ziro.

CHAPTER : 12: CO-OPERATION.

**NAME OF DIFFERENT CO-OPERATIVE SOCIETIES IN LOWER SUBANSIRI DISTRICT DURING THE YEAR 2022-2023.**

TABLE NO. 12.1

SL. No.	NAME OF THE COOPERATIVE SOCIETIES	DATE OF REGISTRATION	NO. OF MEMBERS	WORKING CAPITAL	PAID UP SHARE CAPITAL	OWN FUND	ANNUAL TURN OVER	PROFIT	LOSS	AUDIT YEARS		Remarks
										Audited	Not Audited	
1	2	3	4	5	6	7	8	9	10	Audited	Not Audited	
1	Subansiri LAMPS Ltd. Ziro	NO. SL-05-MP DTD. 01/12/1978	672	12,14,912	74,575	18,49,092	2,24,099	-	672	2022-23		
2	Apatani MPCs Ltd. Ziro	NO. SL. 01-SC DTD 12/8/1957	860	86,39,876	7,23,310	10,75,637	7,38,000	34,157	nil	2018-19		
3	Abotani MPCs Ltd. Ziro	NO. COOP (ORG)13/93 DTD. 23/2/1994	33	defunct								
4	Youth Dev. Coop. Society Ltd. Ziro	No. COOP(ORG)017/89 DTD. 28/6/1991	31	Defunct	19,500	3,661	nil	nil	nil	1998-99		
5	Mudang Taje MPCs Ltd. Ziro	NO. COOP(ORG)15/86 /DTD. 07/11/1986	22	Defunct								
6	Lower Subansiri Ex-Servicement MPCs Ltd. Ziro	NO. COOP (G)92/86 DTD. 27/4/1984	29	Defunct								
7	Lower Subansiri Govt. Employees Housing Coop. Society Ltd. Ziro	NO. COOP(G)106/84 DTD. 18/2/1985	30	4,38,154	1,55,000	10,87,660	nil	nil	69,684	1998-99		
8	Ziro Valley Milk Producers Coop. Society Ltd. Ziro	No. (ORG)3/97 DTD. 18/7/1997	20	3,32,731	2,40,000	92,731	nil	nil	17,56,641	2017-18		
9	Subansiri Handloom Dev. Coop. Society Ltd. Ziro	NO. COOP(ORG)6/93 DTD. 24/8/1993	40	81,554	46,000	35,554	nil	nil	nil	1998-99		



10	Ziro Poultry Farmers Coop. Society Ltd. Ziro	NO. COOP(ORG)8/98 DTD. 4/3/1993	18	2,60,22,403	56,02,000	1,30,32,843	37,36,693	59,560	nil	2021-22
11	Ranga Project Employees Coop. Society Ltd. Yazali	NO. COOP(ORG)7/88 DTD. 28/3/1989	159	3,54,296.75	17,000	2,96,259.49	4,87,178	1,141		2021-22
12	Neepco Employees Coop. MBF Ltd. Yazali	NO. COOP(ORG)21/86 Dtd. 02/4/1986	266	4,42,51,648	8,84,546	11,05,695	8,90,09,953	3,49,173	nil	2021-22
13	Ziro Piggery Farmers Coop. Society Ltd. Ziro	NO. COOP(ORG)6/98 DTD. 11/5/1999		3,07,888	2,00,000	25,518	2,81,111	nil	46,770	2002-03
14	Lower Subansiri District Coop. Union Ltd. Ziro	NO. COOP(ORG)17/93 DTD 6/11/95	19	Nil	Nil	Nil	Nil	nil	nil	2009-10 to 2019-20
15	Nishi Coop. Society Ltd. Deed	NO. COOP(ORG)36/86 DTD 15/5/1987	106	2,09,656	88,950	93,358	2,28,747	nil	39,052	2011-12
16	Ziro TPT Coop. Society Ltd. Ziro	defunct								
17	Arunachal Green Valley Farmers Coop. Society Ltd. Ziro	NO. COOP(ORG)7/95 DTD. 4/9/1996	12							
18	Joram MPCs Ltd. Joram	NO. COOP(ORG)9/2000 DTD. 25/5/2000	20	15,02,354	40,00,000	67,233	21,88,385	50,23,569	10,770	2022-23
19	Manisha Weaving Coop. Society Ltd. Ziro	NO. COOP(ORG)2/2000 DTD 25/5/2000	12	1,27,598	25,050	nil	40,500	nil	18,560	2003-04
20	Abotani TPT Coop. Society Ltd. Ziro	NO. COOP(ORG)7/96 DTD. 31/5/2000	24	34,060	27,000	nil	nil	nil	140	2002-03
21	Shalley Valley MPCs Ltd. Yazali	NO. COOP(ORG)14/2000 DTD. 28/6/2000	10							
22	Craft & Handloom Coop. Society Ltd. Yazali	No.COOP(ORG)13/2000 DTD. 7/7/2000								

23	Ziro Handloom & Handicraft Coop. Society Ltd. Ziro	NO. COOP(ORG)36/2000 DTD. 27/9/2000	15	2,15,314	1,78,000	43,939	2,67,125	16,820	nil	2003-04	
24	JJ MPCs Ltd. Ziro	NO. COOP(ORG)28 /2000 DTD. 13/12/2000	108	19,70,771	1,40,000	1,40,000	10,75,700	43,439	nil	2018-19 (Approved)	
25	Jiit Aan MPCs Ltd. Yazali	NO. COOP(ORG)46 2000 DTD. 4/1/2001	39	1,34,749	39,000	1,876	1,60,850	1,876	nil	2003-04	
26	Himalaya Thrift & Credit Society Ltd. Ziro.	NO. COOP(ORG)22 /2000 DTD. 1/3/2001	97	3,33,496	94,000	2,39,496	1,49,000	48,256	nil	2011-12	
27	Ziro Fishery Coop. Farmers Society Ltd. Ziro.	NO. COOP(ORG)33/ 2000 Dtd. 16/3/2001	15	1,34,633	75,000	59,633	52,600	19,310	nil	2004-05	
28	Deed Valley MPCs Ltd. Deed	NO. COOP(ORG)4/ 2001 Dtd. 22/4/2001	10	1,18,686	50,000	34,686	26,070	6,940	nil	2000-01	
29	Ziro Valley Piggery Coop. Society Ltd. Ziro	NO. COOP(ORG)14/ 2001 DTD. 31/5/2001	10	2,27,218	200,000	25,518	2,81,111	1,483	nil	2002-03	
30	Keyi Panyor MPCs Ltd. Deed.	NO. COOP(ORG)37/ 2001 DTD. 4/9/2001	47	92,88,263	22,59,500	67,59,500	33,91,205	2,54,238	nil	2020-21	
31	Joram Mohila MPCs Ltd. Joram	NO. COOP(ORG)40/ 2001 DTD. 22/11/2001	25	49,88,880	6,68,000	39,48,000	13,36,875	39,363	nil	2019-20	
32	Keyi Valley MPCs Ltd. Deed	NO. COOP(ORG)28/ 2002 DTD. 15/8/02	10	3,41,800	1,03,000	67,900	2,63,115	18,804	nil	2020-21	
33	Tallo MPCs Ltd. Tallo	NO. COOP(ORG)16/ 2002 Dtd. 19/8/2002	10	1,85,862	1,20,000	65,862	60,000	12,017	nil	2008-09	
34	Tilli MPCs Ltd. Tilli	NO. COOP(ORG)15/ 2002 DTD. 4/10/2002	10	2,81,546	1,10,000	30,773	2,40,000	18,000	nil	2011-12	
35	Ziro Dairy Farm Coop. Society Ltd. Hill Top, Ziro	NO. COOP(ORG)15/ 2001 DTD. 31/5/2001	11	5,10,021	2,50,000	47,933	1,10,100	13,568	nil	2002-03	
36	Yachuli MPCs Ltd. Yachuli	No. COOP(ORG)45/03 DTD. 2/5/2003	40	9,92,337	1,00,000	6,49,266	5,14,200	5,038	nil	2009-10	



37	Kyu-Putu MPCs Ltd. Deed	NO. COOP(ORG)2/ 2003 DTD. 18/6/2003	10	5,74,432	125,000	125,000	4,93,670	33,333/-	nil	2017-18
38	Potin MPCs Ltd. Yazali	NO. COOP(ORG)17/2/ 2389 DTD. 19/8/2003	10	13,000	1,000	1,000	10,000	500	nil	2005-06
39	Brand Arunachal MPCs Ltd. Ziro	NO. COOP(G)03/05/ 2326-27 DTD. 5/7/12	17	13,52,861	1,11,000	10,61,982	42,00,680	2,75,860	nil	2011-12
40	Eyekha MPCs Ltd. Eyekha	NO. COOP(ORG)19/3/ 3186 Dtd. 22/10/2003	10	52,000	24,000	28,000	nil	2000	nil	2008-09
41	Radhpur MPCs Ltd. Radhpur	NO. COOP(ORG)020/ 2003/3195-03 Dtd.	20	3,22,709	111800	1,16,844	226849	459305	-	2021-22
42	Jara MPCs Ltd. Jara	NO. COOP(ORG)21/03 DTD. 12/9/2003	12	1,71,703	101000	21717	47195	4826	nil	2009-10
43	Mengke MPCs Ltd. Tallo	NO. COOP(ORG)21/ 2002/3290-98 DTD. 18/9/2002	10							n.a
44	Arun Uday Youth Welfare MPCs Ltd. Ziro	NO. COOP(ORG)026/02 DTD 23/12/2003	10							n.a
45	Nyem MPCs Ltd. Yazali	NO. COOP(ORG) 26/2002 DTD 23/12/2002	10							n.a
46	Deep MPCs Ltd. Joram	NO. COOP(ORG)6/ 2004/70-78 DTD.	14	14,74,353	11,18,340	5,05,992	8,50,000	4,149	nil	2011-12
47	New Pitapool MPCs Ltd. Pitapool	NO. COOP(ORG)24/ 2003/79-86 DTD. 8/3/2004	12	5,95,368	18,000	4,29,761	2,00,000	62,418	nil	2011-12
48	Bithi Yamo MPCs Ltd. Ziro	NO. COOP(ORG)10/ 2003 DTD. 2/7/2004	14	1,07,000	1,07,000	nil	nil			2004-05
49	Naring Arko MPCs Ltd. Hija	NO. COOP(ORG)13/ 2004/1513 DTD. 2/7/2004	10							
50	Piim Putu MPCs Ltd. Yachulli	NO. COOP(ORG)14/ 2004/1402-11 DTD.7/29/2004	10							
51	Modern MPCs Ltd. Yazali	NO. COOP(ORG)22/ 2004/1999 DTD.	12	40,39,520	2,10,000	2,10,000	56,01,115	6,57,745	nil	2017-18 (Approved)

52	Kwui MPCs Ltd. Ziro	NO. COOP(GEN)12/ 2010/2832-42 Dtd. 6/8/2012	22	68,76,766	30,10,000	46,87,811	1,05,07,259	6,15,681	nil	2019-20
53	Denn MPCs Ltd. Yazali	NO. COOP(ORG)22 2003 DTD. 16/11/2004	12	8,08,655	6,49,000	1,59,655	1,04,510	1,000	nil	2011-12
54	Take Bogo MPCs Ltd. Ziro	NO. COOP(ORG)39/ 2005/365-73 DTD. 12/5/2005	15	2,14,000	2,14,000	nil	nil	nil	1,01,384	2007-08
55	Sango Gyanko Coop. Society Ltd. Ziro	NO. COOP(ORG)7/2003 1239-48 DTD. 6/6/2005	10							
56	Tuf MPCs Ltd. Yachuli	NO. COOP(ORG)36/ 2005/2302-11 DTD. 27/9/2005	14	2,11,330	2,40,000	2,00,000	3,25,000	2,57,231	25,770	2020-21
57	Radhpu Hapa Production Coop. Society Ltd. Radhpu	NO. COOP(ORG) 51/2005/2749-58 DTD. 27/8/05	16	36,55,227	2,032,000	20,32,000	2,748,368	68,238		2020-21
58	Matric Primary Industrial Coop. Ltd. Ziro	NO. COOP(ORG) 57/2005/2955-63 DTD. 5/12/2005	10	33,82,514	11,25,000	5,13,793	8,78,074	5,13,795	nil	2008-09
59	Seya MPCs Ltd. Seya	NO. COOP(ORG) 83/2006/4266-77 DTD10/18/2006	10	3,85,273.47	1,00,000	1,00,000	1,66,880	1,43,009	nil	2021-22
60	Diirebho MPCs Ltd. Diire, Ziro	NO. COOP(ORG)86/ 2006/5294-05 DTD. 29/9/2006	10	3,09,452	40,000	40,000	18,47,500	7,89,476	4,435	2020-21
61	Sillang MPCs Ltd. Ziro	NO. COOP(ORG)124/ 2008/4049-57 DTD. 31/10/2008	10	3,19,148	40,000	1,19,574	524,000	1,19,543	nil	2011-12
62	United Brothers and Sisters MPCs Ltd. Ziro	NO. COOP(ORG)34/08/ DTD. 3/9/2008	11	2,34,182	1,10,000	7,046	1,20,000	4,500	nil	2009-10
63	Sango MPCs Ltd. Ziro	NO. COOP(ORG)137/ 2008/4407-14 DTD.12/1/2008	10	82,729	8,20,000	nil	1,50,000	nil	26279	2011-12



64	Dem MPSC Ltd Dem	NO. COOP(ORG)119/ 2008/4434-42 DTD 1/28/2009	12	4,86,000	1,49,000	1,49,000	4,86,000	8,000	-	2018-19 (Approved)
65	Yourda Coop. Society Ltd. Tal	NO. COOP(ORG)104/ 2007/4748-56 DTD. 3/10/2009	10	-	-	-	-	-	-	-
66	Siiru MPSC Ltd. Ziro	NO. COOP(ORG)141/ 2009/221-29 DTD. 6/9/2009	10	23,104	42,000	4,20,000	nil	-	18,896	2019-20
67	Hills Life MPSC Ltd. Yazali	NO. COOP(ORG)146/ 2009/1590-98 DTD. 8/18/2009	10	4,71,549	1,00,000	1,00,000	1,74,065	68,873	nil	2017-18
68	Supung MP CS Ltd. Ziro	NO. COOP(ORG)166/ 2009/Vol-I DTD. 26/8/09	10	2,06,292	47,075	1,75,000	3,89,800	18,783	-	2020-21
69	Arun Kutir Udyog COOP. Society Ltd. Ziro.	NO. COOP(ORG)10/92 DTD. 24/2/1993	-	--	-	-	-	-	--	-
70	Tribal MPSC Ltd. Ziro	NO. COOP(ORG)184/ 2010 DTD. 21/7/2010	10	-	-	-	-	-	-	-
71	Mando Siilyo MPSC Ltd. Ziro	NO. COOP(ORG)181/ 2010 DTD. 24/3/2011	21	-	-	-	42,52,420	6,09,482	-	2021-22
72	Rai Saro MPSC Ltd. Ziro	NO. COOP(ORG)183/ 2010/9704-12 DTD. 10/27/2010	11	1,32,071	12,000	71	nil	71	nil	2010-11
73	Rantii Pigge MPSC Ltd. Ziro	NO. COOP(ORG)158/ 2009/3818-27 DTD. 1/11/2010	10	53,29,737	14,50,000	20,50,000	45,84,000	1,12,807	-	2019-20
74	Abb Togur MPSC Ltd. Tal	NO. COOP(ORG)206/ 2010 DTD. 22/12/2010	37	9,35,327	1,81,000	1,81,000	3,45,600	26,020	-	2018-19 (Approved)
75	Sierang Tuiyang Poultry Coop. Society Ltd. Ziro	NO. COOP(ORG)213/ 2011 DTD. 22/2/2011	13	14,51,817	13,50,000	13,70,000	4,99,850	58,748	nil	2021-22
76	Ama Aba MPSC Ltd. Ziro	NO. COOP(ORG)206/ 2011/1712-22 DTD. 3/8/2012	45	2,85,63,869	77,50,000	1,06,11,209	1,77,11,668	3,89,347	nil	2019-20
77	Sango Aya MPSC Ltd. Ziro	NO. COOP(ORG)207/ 2010/1921-29 DTD. 12/11/2010	10	7,68,660	820,000	nil	180,000	nil	26,279	2011-12

78	North East MPICS Ltd. Ziro	NO. COOP(ORG)229/ DTD. 21/6/2011	15	43,78,921	35,00,000	35,00,000	1,00,90,000	6,25,492	2019-20
79	Dillyang Diibu MPICS Ltd. Ziro	NO. COOP(ORG)247/ 2011/3824-34 DTD. DTD. 21/9/2011	19	97,17,661	80,37,000	46,02,000	44,22,286	5,00,600	2017-18 (Approved )
80	The A.P State Weavers Coop. Federation Ltd. Dilo polyang, Ziro	NO. COOP(ORG)262/ 2012/1988-97 DTD. 11/4/2012	31	9,06,72,533	7,94,55,500	50,35,000	3,71,87,386	2,36,653	2020-21
81	Subansiri Suraksha MPICS Ltd. Ziro	NO. COOP(ORG)259/ 2012/1958-68 DTD. 22/5/2012	18	15,54,112	11,13,600	10,20,000	6,31,300	4,27,900	2019-20
82	Kirum MPICS Ltd. Dem	No. Coop(Orig)278/ 2012/3013-20 DTD. 30/7/2012	10	-	-	-	-	-	-
83	Meens MPICS Ltd. Pania (Deed)	NO. COOP(ORG)298/ 2012 /391-99 DTD. 1/2/2013	10	-	-	-	-	-	-
84	Haopolyang MPICS Ltd. Ziro	NO. COOP(ORG)304/2013 DTD. 24/1/2013	28	27,93,048	20,39,900	15,50,000	48,88,204	2,52,712	2020-21
85	All Ziro Construction Cum- Credit Coop. Society Ltd. Ziro	NO. COOP(ORG)220/ 2011 DTD. 21/4/2011	57	93,937	84,500	84,500	1,43,500	4,786	2013-14 (Approved )
86	Ranga Valley MPICS Ltd. Yazali	NO. COOP(ORG)24/90 DTD. 16/9/1993	10	-	-	-	-	-	-
87	Keliya MPICS Ltd. Ziro	No. COOP(ORG)287/ 2012/4409-17 DTD. 17/12/2012	10	-	33,000	33,000	-	-	-
88	Loch Loth MPICS Ltd. Yachuli	No. COOP(ORG)345/ 2013 Dtd. 22/1/2014	25	2,64,165	2,50,000	2,50,000	Nil	984	2015-16
89	Guamco MPICS Ltd. Ziro	No. Coop(Orig) 363/2014 Dtd. 6/6/2014	20	7,07,400	5,00,000	5,00,000	18,75,770	1,88,929	2017-18



90	Subansiri Vegetable Grower Coop. Society	No. (Org)327/2013 Dtd. 1/7/2014	464	1,66,303	4,64,000	4,64,000	4,64,000	Nil	-	95,669	2018-19 (Approved)
91	Pyuli Popping Agro-Horti Dev. Coop. Society Ltd. Ziro	No. Coop(ORG) 360/2014 Dtd. 11/8/2014	11	22,07,488	10,00,000	10,00,000	12,48,405	1,28,209	-	-	2020-21
92	Tribal Quest Multipurpose Coop. Society Ltd. Ziro	No. Coop(Org) 375/2014 Dtd. 20/11/2014	31	59,37,466.81	51,68,860	4,965,000	68,43,600	83,647	-	-	2019-20
93	Taikoo MPCs Ltd. Ziro	No. Coop(Org) 388/2015 Dtd. 03/02/2015	21	1,10,36,534	1,04,39,210	5,00,00,000	1,86,08,800	50,52,377	-	-	2022-23
94	PineMount Multipurpose Coop. Society Ltd. Ziro	No. Coop(Org) 342/2013 Dtd. 24/9/2013	12	10,000	10,000	1,00,000	14,81,900	6,40,567	1,984/-	-	2021-22
95	Cholobora Multipurpose coop. society Ltd. Ziro.	No. Coop(Org) 436/2015 Dtd. 5/11/2015	10	-	-	-	-	-	-	-	-
96	Nyime Yaru Multipurpose Coop. Society Ltd. Ziro	No. Coop(Org)430/2015 Dtd. 16/9/2015	18	6,36,729/-	7,30,000	7,30,000	4,79,600	4,710	-	-	2020-21
97	Kijje Multipurpose Coop. Society Ltd. Ziro	No. Coop(Org) 158/2016 Dtd. 25/2/2016	15	34,17,723	23,25,000	23,25,000	3,20,470	1,65,100	-	-	2021-22
98	Taw Tibe Multipurpose Coop. Society Ltd. Ziro	No. Coop(Org) 157/2016 Dtd. 7/3/2016	23	11,64,139	10,00,000	10,00,000	8,68,660	-	63,597	-	2018-19 (approved)
99	Lali Buda Education Coop. Society Ltd. Ziro	No. Coop(Org) 422/2015 Dtd. 22/3/2016	20	42,25,151	37,00,000	37,00,000	23,84,740	55,471	-	-	2018-19 (Approved)
100	Highland Multipurpose Coop. Society Ltd. Ziro	No. Coop(Org) 434/2015 Dtd. 5/5/2016	22	2,43,932	2,00,000	5,00,000	4,67,840	2,04,679	-	-	2020-21
101	Kuch Kuth Multipurpose Coop. Society Ltd. Yazali	NO. Coop(Org) 320/2013 Dtd. 24/6/2013	10	5,61,609	5,61,609	2,58,500	4,01,470	97,645	-	-	2016-17 (Approved)





114	Central MPCs Ltd, Ziro	No. Coop(Org) 292/2018 Dtd. 27/03/2018	13	3,75,000	3,75,000	3,75,000	3,75,000	Nil	-	81,558	2019-20
115	Tapang Charang MPCs Ltd, Ziro	No. Coop(Org) 250/2017 Dtd. 11/10/2017	15	20,90,384	24,50,000	19,50,000	19,50,000	25,79,800	5,56,174	-	2020-21
116	Pewm Putu MPCs Ltd, Yachuli	No. Coop(Org) 308/2018 Dtd. 06/08/2018	12	1,72,695	1,50,000	1,50,000	1,50,000	82,500	41,258	-	2019-20
117	Siikhe MPCs Ltd, Ziro	No. Coop(Org) 332/2018 Dtd. 10/12/2018	95	6,65,59,140	-	48,56,600	48,56,600	5,76,554	-	-	2020-21
118	Ridge MPCs Ltd, Ziro	No. Coop(Org) 329/2018 Dtd. 29/11/2018	21	3,89,071	15,00,000	62,32,640	62,32,640	38,80,906	1,54,311	-	2022-23
119	Eha Putu MPCs Ltd, Ziro	No. Coop(Org) 342/2018 Dtd. 14/12/2018	21	2,70,000	5,00,000	2,70,000	2,70,000	693	1,54,311	-	2021-22
120	Ato MPCs, Ziro	No. Coop(Org) 343/2018 Dtd. 14/12/2018	15	1,62,622	1,50,000	1,50,000	1,50,000	29,71,350	1,19,945	-	2021-22
121	Duku MPCs, Ziro	No. Coop(Org) 341/2018 Dtd. 19/03/2019	14	1,30,000	1,30,000	1,30,000	1,30,000	2,29,500	70,893	-	2019-20
122	Abulyang MPCs Ltd, Ziro	No. Coop(Org) 372/2019 Dtd. 22/03/2019	10	-	2,50,000	2,50,000	2,50,000	-	-	-	-
123	New World MPCs, Ziro	No. Coop(Org) 373/2019 Dtd. 18/04/2019	29	-	1,15,000	1,15,000	1,15,000	-	-	-	-
124	Liiga Leyu MPCs, Ziro	No. Coop(Org) 908/2019 Dtd. 18/09/2019	20	2,00,000	10,00,000	2,00,000	2,00,000	15,79,700	4,87,847	-	2021-22
125	Rupu Aying MPCs Ltd, Ziro	No. Coop(Org) 953/2020 Dtd. 03/02/2020	19	-	10,00,000	10,00,000	10,00,000	-	-	-	-
126	Abotani Farmer Producer Coop Society, Deed	No. Coop(Org) 901/2019 Dtd. 24/07/2019	10	-	-	-	-	-	-	-	-

127	Nyilli Pig Farmer Coop Society, Ziro	No. Coop(Org) 921/2019 Dtd. 15/11/2019	10	-	-	-	-	-	-	-	-	-	-	-	-	-	-	-	-
128	Pine Valley Organic Farming & Marketing Coop Society, Ziro	No. Coop(Org) 914/2019 Dtd. 28/10/2019	10	-	1,00,000	1,00,000	1,00,000	1,00,000	1,00,000	1,00,000	1,00,000	1,00,000	1,00,000	1,00,000	1,00,000	1,00,000	1,00,000	1,00,000	1,00,000
129	Gano MPCs Ltd, Ziro	No. Coop(Org) 930/2019 Dtd. 06/11/2019	20	-	10,00,000	10,00,000	10,00,000	10,00,000	10,00,000	10,00,000	10,00,000	10,00,000	10,00,000	10,00,000	10,00,000	10,00,000	10,00,000	10,00,000	10,00,000
130	Farm Fresh Poultry Coop Society	No. Coop(Org) 941/2019 Dtd. 22/11/2019	10	-	2,50,000	2,50,000	2,50,000	2,50,000	2,50,000	2,50,000	2,50,000	2,50,000	2,50,000	2,50,000	2,50,000	2,50,000	2,50,000	2,50,000	2,50,000
131	Swtam Swtam MPCs Ltd	No. Coop(Org) 922/2019 Dtd. 11/09/2019	10	-	1,00,000	1,00,000	1,00,000	1,00,000	1,00,000	1,00,000	1,00,000	1,00,000	1,00,000	1,00,000	1,00,000	1,00,000	1,00,000	1,00,000	1,00,000
132	Tanan Siya MPCs Ltd, Ziro	No. Coop(Org) 922/2019 Dtd. 11/09/2019	10	-	2,00,000	2,00,000	2,00,000	2,00,000	2,00,000	2,00,000	2,00,000	2,00,000	2,00,000	2,00,000	2,00,000	2,00,000	2,00,000	2,00,000	2,00,000
133	Kano Senyi MPCs Ltd, Ziro	No. Coop(Org) 952/2020 Dtd. 03/02/2020	12	-	2,50,000	2,50,000	2,50,000	2,50,000	2,50,000	2,50,000	2,50,000	2,50,000	2,50,000	2,50,000	2,50,000	2,50,000	2,50,000	2,50,000	2,50,000
134	Rupu Aying MPCs Ltd. Ziro	No. Coop(Org) 953/ 2021 Dtd. 03.02.2020	19	-	10,00,000	10,00,000	10,00,000	10,00,000	10,00,000	10,00,000	10,00,000	10,00,000	10,00,000	10,00,000	10,00,000	10,00,000	10,00,000	10,00,000	10,00,000
135	Lovely MPCs Ltd. Ziro	No. Coop(Org) 970/2020	12	-	2,50,000	2,50,000	2,50,000	2,50,000	2,50,000	2,50,000	2,50,000	2,50,000	2,50,000	2,50,000	2,50,000	2,50,000	2,50,000	2,50,000	2,50,000
136	Takungpu MPCs Ltd. Ziro	No. Coop(Org) 988/2020 Dtd. 31.08.2020	11	-	5,00,000	5,00,000	5,00,000	5,00,000	5,00,000	5,00,000	5,00,000	5,00,000	5,00,000	5,00,000	5,00,000	5,00,000	5,00,000	5,00,000	5,00,000
137	Yobii Yore MPCs Ltd. Ziro	No. Coop(Org) 989/2020 Dtd. 24.04.2020	15	-	2,50,000	2,50,000	2,50,000	2,50,000	2,50,000	2,50,000	2,50,000	2,50,000	2,50,000	2,50,000	2,50,000	2,50,000	2,50,000	2,50,000	2,50,000
138	Panyor MPCs Ltd. Yazali	No. Coop(org) 1017/2020 Dtd. 16.12.2020	10	-	-	-	-	-	-	-	-	-	-	-	-	-	-	-	-
139	Buchi Buthi MPCs Ltd. Ziro	No. coop(Org) 982/2020 Dtd. 11.08.2020	10	-	2,50,000	2,50,000	2,50,000	2,50,000	2,50,000	2,50,000	2,50,000	2,50,000	2,50,000	2,50,000	2,50,000	2,50,000	2,50,000	2,50,000	2,50,000



140	Diילו MPCs Ltd. Ziro	No.Coop(Org) 1032/2021 Dtd. 22.02.2021	10																		
141	Den Swcham MPCs Ltd. Talo	No.Coop(Org) 1056/2021 Dtd. 23.04.2021	72	2,50,000	2,50,000	15,50,000	15,50,000	2,00,000	2,00,000	2,50,000	2,50,000	15,50,000	15,50,000	2,00,000	2,00,000	2,50,000	2,50,000				
142	Bhu Villager MPCs Ltd. Ziro	No.Coop(Org) 1052/2021 Dtd. 23.09.2021	21	15,50,000	15,50,000	15,50,000	15,50,000	2,00,000	2,00,000	15,50,000	15,50,000	15,50,000	15,50,000	2,00,000	2,00,000	15,50,000	15,50,000	36,380	5,27,855	-	2021-22
143	Little Rose MPCs Ltd. Ziro	No.Coop(Org) 1016/2020 Dtd. 08.07.2021	12	2,00,000	2,00,000	2,00,000	2,00,000	2,00,000	2,00,000	2,00,000	2,00,000	2,00,000	2,00,000	2,00,000	2,00,000	2,00,000	2,00,000	-	-	-	-
144	Pubaa Kadu Marketing Coop. Society Ltd Ziro	No.Coop(Org) 1041/2021 Dtd. 28.12.2021	10	-	-	-	-	-	-	-	-	-	-	-	-	-	-	-	-	-	-
145	Galaxy MPCs Ltd. Ziro	No.Coop(Org) 1150/2022 Dtd. 09.11.2022	12	5,00,000	5,00,000	5,00,000	5,00,000	5,00,000	5,00,000	5,00,000	5,00,000	5,00,000	5,00,000	5,00,000	5,00,000	5,00,000	5,00,000	-	-	-	-
146	Siya Lanta MPCs Ltd. Ziro	No.Coop(Org) 1183/2023 Dtd. 14.02.2023	11	1,00,000	1,00,000	1,00,000	1,00,000	1,00,000	1,00,000	1,00,000	1,00,000	1,00,000	1,00,000	1,00,000	1,00,000	1,00,000	1,00,000	-	-	-	-

Dy. Registrar of Coop, Societies, Lower Subansiri District, Ziro.

Contd from Table No. 12.1(a)

0	1	2	3	4	5	6	7	8	9	10	11	12
19	Kyu putu MPCSLtd. Deed.	18.6.03	10	3.65	1.25	1.25	4.39	0.35	nil	2020-21		
20	Potin MPCSLtd Potin	19.8.03	10	0.13	0.12	0.01	0.01	0	nil	Defunct		
21	Eteka MPCSLtd Potin	22.10.03	10	0.52	0.24	0.28	nil	0.02	nil	Defunct		
22	Radhpu MPCSLtd Radhpu	28.10.03	20	3.22	1.11	1.16	2.26	nil	0.31	2011-12		
23	Jara MPCSLtd Jara	12.9.03	12	1.71	1.01	0.21	0.47	0.04	nil	2009-10		
24	Mengke MPCSLtd Tallo	18.9.02	10							Defunct		
25	Arun Uday Youth Welfare MPCSLtd Ziro	23.12.03	10							Defunct		
26	Nyuum MPCSLtd. yazali	23.12.02	10							Defunct		
27	Deep MPCSLtd. Joram	8.4.04	14	1.47	11.18	5.05	8.5	0.04	nil	2011-12		
28	New Pitaphool MPCSLtd. Pitaphool.	8.3.04	12	5.95	0.18	4.29	2	0.62	nil	2011-12		
29	Bithi Yamo MPCSLtd. Ziro	2.7.04	14	1.07	1.07	nil	nil			Defunct		
30	Naring Arko MPCSLtd Hija	2.7.04	10									
31	Piim Putu MPCSLtd. Yacguli	29.7.04	10									
32	Morden MPCSLtd Yazali	16.9.04	12	40.39	2.1	2.1	56.01	6.57	nil	2017-18		
33	Den MPCSLtd. Yazali	16.11.04	12	8.08	6.49	1.59	1.04	0.01	nil	2011-12		
34	Take Bogo MPCSLtd Kudung Barang Ziro	12.5.05	15	2.14	2.14	nil	nil	nil	1.01	2007-08		
35	Tuf MPCSLtd Yachuli	27.9.05	14	5.05	2.4	2.4	3.25	2.57	nil	2020-21		
36	Rantii Pigge MPCSLtd.Ziro	2009	21	5.82	20.5	20.5	48.24	8.84	nil	2017-18		
37	Seya MPCSLtd. Seya	18.10.06	10	2.91	1.43	0.25	2	0.03	nil	2010-11		
38	Diirebho MPCSLtd. Ziro	29.9.06	10	8.09	0.4	3.6	18.47	7.89		2020-21		
39	Mando Siilyo MPCSLtd.Ziro	24.3.2011	42	20.2	13.9	20.2	42.52	6.09	nil	2020-21		
40	Siilang MPCSLtd. Ziro	31.10.08	10	3.19	0.4	1.19	5.24	1.19	nil	2011-12		
41	United Brothers and Sister MPCSLtd. Ziro	3.9.08	11	2.34	1.1	0.7	1.2	0.45	nil	2009-10		
42	Sango MPCSLtd Ziro	01.12.08	10	0.82	8.2	nil	1.5	nil	0.26	2011-12		
43	The Dem MPCSLtd Dem	28.1.09	12	4.86	1.49	1.49	4.86	0.08		2018-19		
44	The Siiro MPCSLtd Siiro	9.6.09	10	1.05	0.52		0.4		nil	2009-10		
45	The Hills Life MPCSLtd Yazali	18.8.09	10	2	2	2	1.74	0.69	nil	2020-21		
46	The Supung MPCSLtd. Ziro	26.8.09	18	2.6	2.6	2.6	3.9	0.19		2020-21		



Contd..... from Table No. 12.1

0	1	2	3	4	5	6	7	8	9	10	11	12
47	Ziro valley Milk producers co-op. Socy.Ziro.	18.7.97	20	33.32	2.4	0.92			17.56	Defunct		
48	Ziro Poultry Farmers Co-op. Socy.Ltd Ziro.	4.3.93	150	2.38	53.9	71	503.51	75.03		2020-21		
49	Ziro Piggery Farmers Co-op.Socy.Ltd, Zior	11.5.99		3.07	2	0.25	2.81		0.46	Defunct		
50	Arunachal Green Valley Farming Co-op. Socy. Ltd, Ziro.	4.9.96	12	Defunct	Defunct	Defunct	Defunct	Defunct	Defunct	Defunct	Defunct	Defunct
51	Ziro Fishery Coop. Farmers Socy. Ltd.Ziro	16.3.2001	15	1.34	0.75	0.59	0.52	0.19		Defunct		
52	Ziro Valley Piggery Coop.Socy.Ltd.Ziro	31.5.2001	10	2.27	2	0.25	2.81	0.01		Defunct		
53	Ziro Dairy Farm Coop.Socy.Ltd.Hill Top	31.5.2001	11	5.1	2.5	0.47	1.1	0.13		Defunct		
54	Kwui MPCs Ltd.Ziro.	6.8.12	22	69.69	30.1	49.61	103.01	20.07	nil	2019-20		
55	Radhpu Hapa Production Coop.Socy.Ltd Radhpu Village	27.8.05	16	32.12	30.32	32.12	27.48	0.58		2020-21		
56	Youth Development Coop.Socy.Ltd.Ziro	28.6.91	31	0.31	0.19	0.03				Defunct		
57	Lower Subansiri Govt. Employees Coop. Housing Socy.Ziro.	18.2.85	30	4.38	1.55	10.87			0.69	Defunct		
58	Subansiri Handloom Dev.Coop.Socy Ltd.Ziro	24.8.93	40	81.55	0.46	0.35				Defunct		

Contd from Table No. 12.1

0	1	2	3	4	5	6	7	8	9	10	11	12
59	Rai Saro MPCs Ltd ziro	27.10.10	11	1.32	0.12		nil		nil	2010-11		
60	Ranganadi Project Employees. Coop.Soc.Ltd. Yazali	28.3.89	159	3.54	0.17	2.96	8.47	1.75		2018-19		
61	Neepco Emoloyees Coop.MBF Ltd. Yazali	02.4.86	266	442.51	8.84	11.05	8.9	3.49	nil	2018-19		
62	Lower Subansiri District. Coop.Union Ltd Ziro	6.11.95	19	0.41	0.02	0.39		nil	0.01	2020-21		
63	Nishi Coop. socy. Ltd Deed.	15.5.87	106	2.09	0.88	0.93	2.28	nil	0.39	Defunct		
64	Ama Aba MPCs Ltd. Ziro.	8.3.12	45	306.63	75	75	154.98	21.18	nil	2018-19		
65	Manisha Weaving Coop. Socy. Ltd. Ziro.	25.2.00	12	1.27	0.25	nil	0.4	nil	0.18	Defunct		
66	Abotani TPT Coop. Socy. Ltd. Ziro.	31.5.00	24	0.34	0.27	nil	nil	nil	0	Defunct		
67	Sango Aya MPCs. Ltd. Ziro	11.12.10	10	7.68	8.2	nil	1.8	nil	0.26	2011-12		
68	Ziro Handloom & Handicraft Coop. Socy.	27.9.00	15	2.15	1.78	0.43	2.67	0.16	nil	Defunct		
69	Himalaya Coop. Thrift & Credit Coop. Socy.	1.3.01	97	3.33	0.94	2.39	14.9	0.48	nil	Defunct		
70	Abb Togur MPCs Ltd.Talo	22.12.10	37	9.09	1.81	1.81	4.11	0.18	nil	2018-19		
71	Sango Gyanko Coop. Society, Ltd. Ziro.	6.6.05	10									
72	Matric Primary Industrial Coop. Socy. Ltd. Ziro.	5.12.05	10	33.82	11.25	5.13	8.78	5.13	nil	2008-09		
73	The Daily Yourda Coop. Socy. Ltd. Talo.	10.3.09	10									
74	Brand Arunachal MPCs Ltd, Ziro	5.7.12	17	13.52	1.11	10.61	42	2.75	nil	2011-12		

Source:- DRCS, Ziro



om Table No. 12.1

0	1	2	3	4	5	6	7	8	9	10	11	12
75	Sierang Tulyang MPCs Ltd Ziro	22.2.11	13	14.51	13.5	13.7	4.99	0.58		2016-17		
76	North East MPCs Ltd.Ziro	21.6.11	15	12.53	10	10	66	1.29		2018-19		
77	Diilyang Diibu MPCs Ltd. Ziro	21.9.11	19	97.17	46.02	80.37	44.22	5		2017-18		
78	AP State Weavers CP Dilopolayang	11.4.2012	31	105.62	97.64	97.64	371.87	2.37		2020-21		
79	Subansiri Suraksha MPCs Ltd.Ziro	22.5.12	18	19.94	10.2	10.2	6.31	0.08		2018-19		
80	Kirum MPCs Ltd Dem	30.7.12	10									
81	Meens MPCs Ltd Pania(DEED)	1.2.13	10									
82	Haopolayang MPCs Ltd.Ziro	24.1.13	28	2.52	15.5	23.4	48.88	2.52		2020-21		
83	All Ziro Construction CCS Ltd Ziro	21.4.11	57	93.93	0.84	0.84	1.43	0.04		2013-14		
84	Ranga Valley MPCs Ltd Yazali	16.9.93	10									
85	Keilya MPCs Ltd.Ziro	17.12.12	10		0.33	0.33						
86	Loch Loth MPCs Ltd.Yachuli	22.1.14	25	2.64	2.5	2.5				2015-16		
87	Guamco MPCs Ltd.Ziro	6.6.14	20	7.07	5	5	18.75	1.88		2017-18		
88	LS Vegetables Grower CS.Ltd Ziro	1.7.14	464	1.66	4.64	4.64			0.95	2018-19		
89	Pyuli Poping Agri-Horti DCS Ltd Ziro	11.8.14	10	19.55	10	13.55	12.48	1.28		2020-21		
90	Tribal Quest MPCs Ltd.Ziro	20.11.14	31	58.53	49.65	51.68	40.15	0.67		2019-20		
91	Takio MPCs Ltd.Ziro	3.2.15	21	6.24	6.35	6.35			0.1	2016-19		
92	Pine Mount MPCs Ltd. Ziro	24.9.13	10	0.5	0.5	0.5			0.61	2020-21		
93	Cholobora MPCs Ltd.Ziro	5.11.15	10									
94	Nyime Yaru MPCs Ltd Ziro	16.9.15	18	7.64	7.3	7.64	4.8	0.05		2020-21		
95	Kiije MPCs Ltd Ziro	25.2.16	15	23.59	23.25	23.25	7.06	0.14		2018-19		
96	Taw Tiibe MPCs Ltd.Ziro	7.3.16	23	11.64	10	10	8.68		0.63	2018-19		
97	Lali Buda Education CS Ltd.Ziro	22.3.15	20	42.25	37	37	23.84	0.55		2018-19		
98	Highland MPCs Ltd Ziro	5.5.16	22	8.47	5	8.47	4.68	2.05		2020-21		
99	Kuch Kuth MPCs Ltd Yazali	24.6.13	10	5.61	2.58	5.61	4.01	0.97		2016-17		
100	Good Hope MPCs Ltd.Ziro	19.5.15	10									
101	Antique MPCs Ltd.Ziro	7.6.16	18	2.81	12.1	278.66	41.7	0.58		2018-19		
102	Kiwi Grower CS Ltd.Ziro	7.11.16	100									
103	High Vision Thrift & Credit CS Ltd.Ziro	7.11.16	70		13.26	13.26	1.61	10.03		2020-21		
104	Dilang Pengu MPCs Ltd.Ziro	11.11.16	10									

105	LS Fish Farmer CS Ltd.Ziro	9.1.17	17	1.11	1.15	1.15			0.032	2018-19		
106	Senyi Apoo MPCs Ltd Ziro	9.1.17	22	21.33	2.57	19.07	8.32	0.91		2018-19		
107	Yorth Yorbii Sapho MPCs Hapoli	13.10.17	12	6	6	6	24.82	5.96		2020-21		
108	Ajin Apii Artisan & Weaver CS Ltd	11.10.17	18	19.15	14.25	17.26	49.09	1.89		2020-21		

om Table No. 12.1

0	1	2	3	4	5	6	7	8	9	10	11	12
109	Chulo Gaayi MPCs Ltd.Amchi	13.03.18	21	15.91	6.17	6.17	3.76	0.94		2020-21		
110	United MPCs Ltd.Ziro	11.10.17	10									
111	Rising MPCs Ltd.Ziro	9.3.17										
112	Central MPCs Ltd.Ziro	27.3.18	13	25.25	2.5	2.5			0.24	2018-19		
113	Tapang Charang MPCs Ltd.Ziro	11.10.17	15	24.5	24.5	24.5	25.8	8.56		2020-21		
114	Pewm Putu MPCs Ltd.Yachuli	6.8.18	12	1.31	1.5	1.5			18.3	2018-19		
115	Siikhe MPCs Ltd.Ziro	10.12.18	95	116.2	665.59	110.5	48.56	5.76		2020-21		
116	Ridge MPCs Ltd.Ziro	29.11.18	21	5.8	5.8	5.8	4.96	2.47		2020-21		
117	Eha Putu MPCs Ltd.Ziro	14.12.18	21	5	5	5	6.93	1.54		2020-21		
118	Ato MPCs Ziro	14.12.18	16	8.5	8.5	8.5	36.49	2.45		2020-21		
119	Duku MPCs,Ziro	19.3.19	14	1.43	1.3	1.3	2.29	0.36		2020-21		
120	Abulyang MPCs Ltd.Ziro	22.3.19	10		2.5	2.5						
121	New World MPCs,Ziro	18.4.19	29		10.15	10.15						
122	Liiga Leyu MPCs,Ziro	18.9.19	13	2	2	2			0.37	2019-20		
123	Rupu Aying MPCs Ltd.Ziro	3.2.20	19		10	10						
124	Abotani Farmer Producer CS Deed	24.7.19	10									
125	Nylli Pig Farmer CS,Ziro	15.11.19	10		2							
126	Pine Valley Organic Farming CS,Ziro	28.10.19	10		1	1						
127	Gano MPCs Ltd Ziro	6.11.19	20	10	10	10	0.93	0.24		2020-21		
128	Farm Fresh Poultry Coop Society	22.11.19	10		2.5	2.5						
129	Swtam swtam MPCs Ltd	11.9.19	10									
130	Tanan Siya MPCs Ltd.Ziro	11.9.19	10		2	2						
131	Kano Senyi MPCs Ltd.Ziro	3.2.20	12		2.5	2.5						
132	Dely MPCs Ltd.Ziro	13.3.20	12	2.5	2.5	2.5						



		2020	11	83830	75000	75000	96700	8830	2020-21	
133	Panyor MPCs Ltd Yazali									
134	Yobii Yore MPCs Ltd.Ziro	24.11.20	15	2.5	2.5	2.5				
135	Takungpu MPCs Ltd.Ziro	31.8.20	10	5	5	5				
136	Buchi Buthi MPCs Ltd.Ziro	11.09.20	10	2.5	2.5	2.5				
137	Diiilo MPCs Ltd.Ziro	22.2.21	12	1.5	1.5	1.5				
138	Little Rose MPCs Ltd Taru Tahey	8.7.21	10	0.5	0.5	0.5				
139	Den Swcham MPCs Ltd Talo	23.4.21	72	2.5	2.5	2.5				
140	Bhu Villager MPCs Ltd Bhu Village	23.9.21	10	3	3	3				

Source :- DRCS, Ziro

**CHAPTER :13: DRDA/CD BLOCK/ ICDS & PANCHAYAT RAJ  
PHYSICAL AND FINANCIAL ACHIEVEMENT UNDER DRDA/CD BLOCK & PANCHAYAT RAJ  
IN LOWER SUBANSIRI DISTRICT DURING THE YEAR 2022-23.**

**Table No. 13.1**

Sl. No.	Name of CD/IRD Block	IWNP				MGNREGA			IAY		
		Grant in aid received from Central Govt.	No. of project/ Scheme	Area covered (In hect.)	Expenditure incurred (Rs. In Lakhs )	Grant in aid received from Central Govt.	Expenditure incurred (Rs. In Lakhs )	Mandays generated	Grant in aid received from Central Govt.	Expenditure incurred (Rs. In Lakhs )	Mandays generated beneficiary benefited (In Nos.)
0	1	2	3	4	5	6	7	8	9	10	11
1	Ziro - I CD Block										
2	Ziro - II CD Block								-	-	-
3	DRDA										
4	Hong-Hari CD Block										
5	Pistana CD Block										

Source:- PD, DRDA, Ziro.



**COMMUNITY DEVELOPMENT/N.E.S. BLOCKS IN  
LOWER SUBANSIRI DISTRICT DURING THE YEAR 2022-23.**

Table No. 13.2

SJ. No.	Name CD/IRD BLOCK	Year of opening	Area in Sq. Km. (Approx.)	No. of Village covered	Population as per 2011 Census	Type of CD/IRD Block	Stage of Block	Remarks
0	1	2	3	4	5	6	7	8
1	Ziro I CD Block							
2	Ziro II CD Block							
3	Hari-Hong CD Block							
4	Pistana CD Block							

Source:- PD, DRDA, Ziro.

**NUMBER OF ICDS PROJECT IN LOWER SUBANSIRI DISTRICT DURING THE YEAR 2022-23.**

Table No. 13.3

Sl. No.	Name of ICDS Project and location	Name of Circle covered under ICDS Project	Total Population as per survey conducted by CDPO's	No. of Anganwadi Centre under each Circle	0-6 Years age group covered under ICDS/SNP Scheme		Lactating woman under ICDS/SNP Scheme		Pregnant woman covered under ICDS/SNP Scheme		Old-age pension	
					No. of beneficiaries	Exptr. Incurred (Rs. In Lakhs)	No. of beneficiaries	Exptr. Incurred (Rs. In Lakhs)	No. of beneficiaries	Exptr. Incurred (Rs. In Lakhs)	No. of beneficiary covered	Exdrs. Incurred (Rs. In Lakhs)
0	1	2	3	4	5	6	7	8	9	10	11	12
1	Ziro-I ICDS Project, Ziro	Old Ziro	12580	30	966	1469664	132		83			
		Ziro (Sadar)	5966	36	766		120		74			
2	Ziro-II ICDS Project, Yachuli	Yachuli	3923	25	2224	1310256	200		74			
		Yazali	6134	41	936							
		Param Putu	1338	5			6		4			
3	Hong-Hari ICDS Project, Ziro	Old Ziro	677	38	373				14			
		Ziro (Sadar)					28					
	Pistana ICDS Project, Pistana	Pistana	2024	17								
		Deed	4374									
		Total	37016	192	5265	2779920	486	0	249	0		0

Source:- Dy. Director, ICDS, Ziro.

**CHAPTER : :14: INDUSTRIES AND TEXTILE & HANDICRAFTS**  
**NUMBER OF SMALL SCALE INDUSTRIES UNIT REGISTERED AND FUNCTIONING**  
**IN LOWER SUBANSIRI DISTRICT AS ON 31.03.23**

Table no. 14.1

Sl. No.	Name of S.S Industry unit	Registration no.	Registration Date	no. of Employees	total investment (in Rupees)	annual production (in Rupees)
1	ZIRO VALLEY DIAGNOSTIC CENTRE	UDYAM-AR-09-0000047	2/3/2021	15	NA	NA
2	M/S J.N ENTERPRISE	UDYAM-AR-09-0000048	2/11/2021	30	1500000	2500000
3	MS PURA YALLU	UDYAM-AR-09-0000049	2/18/2021	2	350000	470000
4	QUEENBEE	UDYAM-AR-09-0000050	2/18/2021	1	200000	267000
5	M/S ROTO MINI	UDYAM-AR-09-0000051	2/22/2021	8	NA	4590000
6	KOI YATUNG	UDYAM-AR-09-0000052	2/23/2021	3	NA	500000
7	BOBING DHABA	UDYAM-AR-09-0000053	2/24/2021	4	15000	100000
8	M/S TAGAM MURTEM ENTERPRISE	UDYAM-AR-09-0000054	2/26/2021	15	NA	456327
9	ABDUS ENTERPRISE	UDYAM-AR-09-0000055	2/26/2021	4	100000	100000
10	M/S RJ ENTERPRISE	UDYAM-AR-09-0000056	2/26/2021	20	NA	NA
11	YUNG ENTERPRISE	UDYAM-AR-09-0000057	2/26/2021	10	NA	NA
12	M/S J2 ENTERPRISE	UDYAM-AR-09-0000058	2/27/2021	3	50000	NA
13	KOYAN ENTERPRISE	UDYAM-AR-09-0000059	3/1/2021	12	NA	NA
14	D & L ENTERPRISE	UDYAM-AR-09-0000060	3/2/2021	10	NA	NA
15	M/S NENKO YAJA ENTERPRISE	UDYAM-AR-09-0000061	3/3/2021	2	200000	450000
16	M/S ELECTRONIC CENTRE	UDYAM-AR-09-0000062	3/12/2021	3	520000	4756600
17	M/S AVES STONE CRUSHER	UDYAM-AR-09-0000063	3/13/2021	10	NA	NA
18	STEEL FABRICATION UNIT	UDYAM-AR-09-0000064	3/16/2021	25	2400000	NA
19	M/S DILYANG DIIBU MULTIPURPOSE COOPERATIVE SOCIETY LIMITED	UDYAM-AR-09-0000065	3/16/2021	6	6754846	550534

20	MS TAIKO ENTERPRISE	UDYAM-AR-09-0000066	3/17/2021	20	NA	NA
21	KOJ SAMBIYO	UDYAM-AR-09-0000067	3/18/2021	6	NA	NA
22	M/S T J ENTERPRISES	UDYAM-AR-09-0000068	3/19/2021	20	NA	NA
23	TTL ENTERPRISES	UDYAM-AR-09-0000069	3/19/2021	10	NA	NA
24	M/S ZIRO KIWI WINE	UDYAM-AR-09-0000070	3/19/2021	37	750000	840000
25	HONGS TAILORING & READYMADE GARMENTS	UDYAM-AR-09-0000071	3/19/2021	25	10000	240000
26	TADU YASSING	UDYAM-AR-09-0000072	3/20/2021	25	2500000	2500000
27	M/S WAVES	UDYAM-AR-09-0000073	3/20/2021	10	NA	NA
28	M/S NIKH BROTHER ENTERPRISES	UDYAM-AR-09-0000074	3/22/2021	4	3000000	NA
29	M/S NOMO FURNITURE CUM BANDSAW	UDYAM-AR-09-0000075	3/22/2021	10	800000	NA
30	AGHE ENTERPRISE	UDYAM-AR-09-0000076	3/23/2021	5	NA	NA
31	TAILORING CUM PREPARATION OF READYMADE GARMENTS	UDYAM-AR-09-0000077	3/24/2021	25	150000	200000
32	N.D. ENTERPRISE	UDYAM-AR-09-0000078	3/24/2021	7	2500000	8000000
33	M/S K.Y ENTERPRISE	UDYAM-AR-09-0000079	3/25/2021	7	50000	NA
34	H.T ENTERPRISES	UDYAM-AR-09-0000080	3/25/2021	20	NA	NA
35	M/S TNT ENTERPRISES	UDYAM-AR-09-0000081	3/27/2021	4	99000	20000
36	M/S YADIK FABRICATION	UDYAM-AR-09-0000082	3/30/2021	1	2500000	1500000
37	M/S TAPANG CHARANG MULTIPURPOSE COOPERATIVE SOCIETY	UDYAM-AR-09-0000083	4/16/2021	10	200000	200000
38	POULTRY FARM	UDYAM-AR-09-0000084	4/17/2021	2	NA	NA
39	M/S MAMMY FASHION SHOP	UDYAM-AR-09-0000085	4/21/2021	4	200000	200000
40	AASAKHE ALI	UDYAM-AR-09-0000086	4/23/2021	1	400000	7200000
41	LUCY LALRINMAWII	UDYAM-AR-09-0000087	4/24/2021	1	400000	3000000
42	RICE MILL	UDYAM-AR-09-0000088	4/30/2021	2	NA	NA



43	M/S KD ARMS CORPORATION	UDYAM-AR-09-0000089	4/30/2021	2	160000	1500000
44	M/S NABAM TRADERS	UDYAM-AR-09-0000090	5/4/2021	3	NA	NA
45	B R ENTERPRISE	UDYAM-AR-09-0000091	5/5/2021	1	50000	NA
46	DUSU OKA ENTERPRISE	UDYAM-AR-09-0000092	5/5/2021	3	50000	NA
47	MAMUNG ENTERPRISE	UDYAM-AR-09-0000093	5/5/2021	1	50000	NA
48	B R ENTERPRISE	UDYAM-AR-09-0000094	5/5/2021	1	50000	NA
49	KATU AJING	UDYAM-AR-09-0000095	5/5/2021	6	50000	NA
50	B P R ENTERPRISE	UDYAM-AR-09-0000096	5/6/2021	6	60000	NA
51	PADI RICHU	UDYAM-AR-09-0000097	5/6/2021	10	20000	20000
52	SIBE ANE ENTERPRISE	UDYAM-AR-09-0000098	5/7/2021	6	50000	NA
53	HENSA APPU	UDYAM-AR-09-0000099	5/7/2021	2	50000	NA
54	ANKU ENTERPRISE	UDYAM-AR-09-0000100	5/7/2021	2	50000	NA
55	DUDARU ENTERPRISE	UDYAM-AR-09-0000101	5/7/2021	2	50000	NA
56	KHALO AJING ENTERPRISE	UDYAM-AR-09-0000102	5/7/2021	2	45000	NA
57	YASE ENTERPRISE	UDYAM-AR-09-0000103	5/7/2021	2	60000	NA
58	B M ENTERPRISE	UDYAM-AR-09-0000104	5/7/2021	2	45000	NA
59	NITTI PUYU ENTERPRISE	UDYAM-AR-09-0000105	5/7/2021	2	50000	NA
60	N T ENTERPRISE	UDYAM-AR-09-0000106	5/7/2021	2	60000	NA
61	E P ENTERPRISE	UDYAM-AR-09-0000107	5/7/2021	2	60000	NA
62	M R ENTERPRISE	UDYAM-AR-09-0000108	5/7/2021	2	45000	NA
63	D U H ENTERPRISE	UDYAM-AR-09-0000109	5/7/2021	8	50000	NA
64	M DENKI ENTERPRISE	UDYAM-AR-09-0000110	5/7/2021	2	50000	NA
65	SHIA ENTERPRISE	UDYAM-AR-09-0000111	5/7/2021	2	40000	NA
66	M/S KHODA LELU	UDYAM-AR-09-0000112	5/7/2021	10	NA	NA
67	SPICE PUTU ENTERPRISE	UDYAM-AR-09-0000113	5/7/2021	2	50000	NA
68	P S S ENTERPRISE	UDYAM-AR-09-0000114	5/10/2021	2	50000	NA
69	T N ENTERPRISE	UDYAM-AR-09-0000115	5/10/2021	2	50000	NA
70	APPU BYANTU ENTERPRISE	UDYAM-AR-09-0000116	5/10/2021	6	50000	NA
71	TD ENTERPRISE	UDYAM-AR-09-0000117	5/10/2021	2	50000	NA
72	MOMI ENTERPRISE	UDYAM-AR-09-0000118	5/10/2021	2	50000	NA



73	M N Y ENTERPRISE	UDYAM-AR-09-0000119	5/10/2021	2	50000	NA
74	K K ENTERPRISE	UDYAM-AR-09-0000120	5/10/2021	2	50000	NA
75	NANI CHABO AJING ENTERPRISE	UDYAM-AR-09-0000121	5/10/2021	6	45000	NA
76	TNN ENTERPRISE	UDYAM-AR-09-0000122	5/10/2021	2	42000	NA
77	NENDING ENTERPRISE	UDYAM-AR-09-0000123	5/10/2021	3	100000	NA
78	HARTII PABU ENTERPRISE	UDYAM-AR-09-0000124	5/10/2021	2	45000	NA
79	BYANKU ENTERPRISE	UDYAM-AR-09-0000125	5/11/2021	2	100000	NA
80	DANYI AAGO ENTERPRISE	UDYAM-AR-09-0000126	5/11/2021	7	45000	NA
81	M/S KWUJI MULTIPURPOSE COOPERATIVE SOCIETY LTD	UDYAM-AR-09-0000127	5/11/2021	22	NA	NA
82	M/S NDA ENTERPRISE	UDYAM-AR-09-0000128	5/11/2021	1	NA	NA
83	HGS ENTERPRISE	UDYAM-AR-09-0000129	5/11/2021	2	60000	0
84	MIHIN ENTERPRISE	UDYAM-AR-09-0000130	5/11/2021	2	50000	0
85	G G ENTERPRISE	UDYAM-AR-09-0000131	5/11/2021	2	60000	0
86	YASSING ENTERPRISE	UDYAM-AR-09-0000132	5/12/2021	2	50000	NA
87	WISDOM ENTERPRISE	UDYAM-AR-09-0000133	5/12/2021	2	40000	NA
88	DIIREKA SUNLIT COMPANY PVT LTD	UDYAM-AR-09-0000134	5/12/2021	13	7500000	NA
89	T N ENTERPRISE	UDYAM-AR-09-0000135	5/12/2021	2	50000	NA
90	ODII ENTERPRISE	UDYAM-AR-09-0000136	5/18/2021	2	50000	0
91	M/S TABA TAJO	UDYAM-AR-09-0000137	6/2/2021	17	300000	600000
92	RMR ENTERPRISE	UDYAM-AR-09-0000138	6/9/2021	2	50000	NA
93	NANI CHABO ENTERPRISE	UDYAM-AR-09-0000139	6/9/2021	2	45000	NA
94	PAPU ENTERPRISE	UDYAM-AR-09-0000140	6/11/2021	2	40000	NA
95	TAGE MORYANG ENTERPRISE	UDYAM-AR-09-0000141	6/14/2021	2	50000	0
96	SANGO HAGO AJING ENTERPRISE	UDYAM-AR-09-0000142	6/14/2021	2	40000	0
97	BYONII ENTERPRISE	UDYAM-AR-09-0000143	6/15/2021	2	45000	0
98	TEA SHOP ENTERPRISE	UDYAM-AR-09-0000144	6/15/2021	2	60000	0



99	H Y ENTERPRISE	UDYAM-AR-09-0000145	6/15/2021	2	40000	0
100	SIRO ANE ENTERPRISE	UDYAM-AR-09-0000146	6/15/2021	2	50000	0
101	K Y ENTERPRISE	UDYAM-AR-09-0000147	6/15/2021	2	50000	0
102	RESORTS AND RESTAURANT	UDYAM-AR-09-0000148	6/16/2021	14	16269000	6821000
103	DD ENTERPRISE	UDYAM-AR-09-0000149	6/16/2021	2	50000	50000
104	GURIA ENTERPRISES	UDYAM-AR-09-0000150	6/21/2021	10	NA	982714
105	T.Y.Y ENTERPRISE	UDYAM-AR-09-0000151	6/24/2021	2	NA	NA
106	M/S T Y FABRICATION	UDYAM-AR-09-0000152	6/25/2021	8	200000	200000
107	M/S C.K.NIDO ENTERPRISES	UDYAM-AR-09-0000153	6/25/2021	10	50000	NA
108	YALYO ENTERPRISE	UDYAM-AR-09-0000154	6/29/2021	2	50000	NA
109	RINU ENTERPRISE	UDYAM-AR-09-0000155	6/29/2021	2	45000	NA
110	KATO ENTERPRISE	UDYAM-AR-09-0000156	6/29/2021	2	40000	NA
111	TAMI MILLO ENTERPRISE	UDYAM-AR-09-0000157	6/29/2021	7	50000	NA
112	ONYA AGRI ENTERPRISE	UDYAM-AR-09-0000158	6/29/2021	2	60000	NA
113	GYANI ENTERPRISE	UDYAM-AR-09-0000159	6/29/2021	2	60000	NA
114	S C ENTERPRISE	UDYAM-AR-09-0000160	6/29/2021	2	45000	NA
115	T K ENTERPRISE	UDYAM-AR-09-0000161	6/29/2021	2	45000	NA
116	ASHA ENTERPRISE	UDYAM-AR-09-0000162	6/29/2021	2	40000	NA
117	M/S SIILANG SIKER ENTERPRISES	UDYAM-AR-09-0000163	6/30/2021	25	100000	100000
118	H N ENTERPRISE	UDYAM-AR-09-0000164	7/1/2021	2	40000	NA
119	YAMANG ENTERPRISES	UDYAM-AR-09-0000165	7/2/2021	2	50000	NA
120	LANDI LIVESTOCK AND AGRO FARM	UDYAM-AR-09-0000166	7/5/2021	2	NA	NA
121	YAMANG ENTERPRISE	UDYAM-AR-09-0000167	7/7/2021	2	45000	NA
122	DIKO HAPA ENTERPRISE	UDYAM-AR-09-0000168	7/8/2021	2	50000	NA
123	YACHANG ENTERPRISE	UDYAM-AR-09-0000169	7/9/2021	5	45000	100000
124	GREEN SIRO ENTERPRISE	UDYAM-AR-09-0000170	7/12/2021	2	80000	0
125	K R ENTERPRISE	UDYAM-AR-09-0000171	7/12/2021	7	1900000	NA

126	ARUNACHAL FABRICATORS AND SUBANSIRI MECHANIZED FURNITURE	UDYAM-AR-09-0000172	7/12/2021	15	9000000	12000000
127	ATA YORMU ENTERPRISE	UDYAM-AR-09-0000173	7/13/2021	2	60000	0
128	ANE ENTERPRISE	UDYAM-AR-09-0000174	7/14/2021	2	60000	0
129	GREEN VEG ENTERPRISE	UDYAM-AR-09-0000175	7/14/2021	2	50000	0
130	M/S GUETE ENERGY PRIVATE LIMITED	UDYAM-AR-09-0000176	7/19/2021	2	NA	NA
131	HAGE MURYANG	UDYAM-AR-09-0000177	7/19/2021	5	60000	350000
132	ONIYA ENTERPRISE	UDYAM-AR-09-0000178	7/19/2021	2	50000	0
133	M/S BRISTY STORE	UDYAM-AR-09-0000179	7/19/2021	3	50000	1895410
134	FRESH HOMEMADE ENTERPRISE	UDYAM-AR-09-0000180	7/19/2021	2	60000	0
135	M/S BAMIN AUTOMOBILES	UDYAM-AR-09-0000181	7/19/2021	3	200000	200000
136	CHIGING SANCHI ENTERPRISE	UDYAM-AR-09-0000182	7/20/2021	2	50000	0
137	YAMPLI ENTERPRISE	UDYAM-AR-09-0000183	7/20/2021	2	50000	0
138	T K ENTERPRISE	UDYAM-AR-09-0000184	7/20/2021	2	50000	0
139	RIILO ENTERPRISE	UDYAM-AR-09-0000185	7/21/2021	2	100000	NA
140	TOLOPABU HOMESTAY	UDYAM-AR-09-0000186	7/21/2021	2	100000	1000000
141	FRIENDS COSMETIC & GIFT HOUSE	UDYAM-AR-09-0000187	7/21/2021	2	200000	5000000
142	ANA BAKERY	UDYAM-AR-09-0000188	7/23/2021	2	50000	NA
143	MUNI ENTERPRISE	UDYAM-AR-09-0000189	7/26/2021	2	50000	NA
144	M/S RDL ENTERPRISE	UDYAM-AR-09-0000190	7/26/2021	22	200000	NA
145	M/S R C ENTERPRISES	UDYAM-AR-09-0000191	7/27/2021	5	1500000	NA
146	S N Y ENTERPRISE	UDYAM-AR-09-0000192	7/28/2021	2	50000	NA
147	PUBYANG ENTERPRISE	UDYAM-AR-09-0000193	7/28/2021	2	40000	NA
148	T Y ENTERPRISE	UDYAM-AR-09-0000194	7/28/2021	2	200000	NA



149	M/S D T D ENTERPRISE	UDYAM-AR-09-0000195	7/28/2021	4	1188000	3548000
150	M/S MARRY ENTERPRISES	UDYAM-AR-09-0000196	7/29/2021	3	100000	100000
151	M/S NIDO TAGOM	UDYAM-AR-09-0000197	7/29/2021	21	NA	NA
152	M/S LAMBU SUBU FOOD AND BEVERAGES	UDYAM-AR-09-0000198	7/29/2021	42	26800000	NA
153	M/S TAKUNPU MULTIPURPOSE COOPERATIVE SOCIETY LIMITED	UDYAM-AR-09-0000199	7/30/2021	23	160000	160000
154	MENGKUM ENTERPRISE	UDYAM-AR-09-0000200	8/2/2021	18	950000	70000
155	YANA ENTERPRISE	UDYAM-AR-09-0000201	8/2/2021	14	20000	100000
156	MAMI ENTERPRISE	UDYAM-AR-09-0000202	8/2/2021	14	20000	100000
157	M/S SUCHUSI ENTERPRISE	UDYAM-AR-09-0000203	8/3/2021	5	2400000	NA
158	M/S GYATI BAKERY	UDYAM-AR-09-0000204	8/3/2021	24	200000	200000
159	D M ENTERPRISE	UDYAM-AR-09-0000205	8/4/2021	10	1900000	NA
160	RINYO ENTERPRISE	UDYAM-AR-09-0000206	8/4/2021	6	45000	NA
161	M/S J.J ENTERPRISE	UDYAM-AR-09-0000207	8/4/2021	6	NA	NA
162	M/S ANGA BAI ENTERPRISE	UDYAM-AR-09-0000208	8/4/2021	8	200000	200000
163	TECHI NEM	UDYAM-AR-09-0000209	8/7/2021	6	19000	20000
164	ANIA ENTERPRISES	UDYAM-AR-09-0000210	8/9/2021	14	200000	100000
165	M/S YK FABRICATION	UDYAM-AR-09-0000211	8/10/2021	8	100000	100000
166	M/S ASHA RESTAURANT	UDYAM-AR-09-0000212	8/11/2021	6	2379600	3200000
167	M/S RIJA ENTERPRISES	UDYAM-AR-09-0000213	8/11/2021	3	100000	100000
168	M/S JOSEPH TRUNK	UDYAM-AR-09-0000214	8/11/2021	5	1158000	1450000
169	AKI ENTERPRISES	UDYAM-AR-09-0000215	8/11/2021	1	400000	600000
170	M/S SHIV STORE	UDYAM-AR-09-0000216	8/12/2021	2	990000	1340000
171	M/S HAPOLI CLOTH STORE	UDYAM-AR-09-0000217	8/12/2021	2	600000	1000000
172	M/S SAIDUL TAILORING	UDYAM-AR-09-0000218	8/13/2021	6	1279600	1450000
173	M/S YALI ENTERPRISE	UDYAM-AR-09-0000219	8/13/2021	1	20000	20000
174	DEBIA CHAPA	UDYAM-AR-09-0000220	8/14/2021	3	10000	10000

175	M/S FASHION	UDYAM-AR-09-0000221	8/14/2021	2	259700	290000
176	YASAP ENTERPRISE	UDYAM-AR-09-0000222	8/14/2021	15	100000	100000
177	M/S YANIA ENTERPRISE	UDYAM-AR-09-0000223	8/14/2021	3	100000	100000
178	YAYA	UDYAM-AR-09-0000224	8/16/2021	3	10000	10000
179	YOKUM	UDYAM-AR-09-0000225	8/16/2021	3	4900	5000
180	AMA	UDYAM-AR-09-0000226	8/16/2021	3	9500	10000
181	TOLLUM	UDYAM-AR-09-0000227	8/16/2021	3	7500	8000
182	M/S DNP STORE	UDYAM-AR-09-0000228	8/17/2021	4	1600000	28616548
183	M/S HANO FABRICATION	UDYAM-AR-09-0000229	8/20/2021	2	1160000	1400000
184	LISHI MENYA FOOD ENTERPRISE	UDYAM-AR-09-0000230	8/20/2021	1	40000	50000
185	SHRI JORAM BOGA	UDYAM-AR-09-0000231	8/23/2021	1	245000	245000
186	ANU FOOD ENTERPRISE	UDYAM-AR-09-0000232	8/24/2021	3	20000	10000
187	M/S LYT ENTERPRISES	UDYAM-AR-09-0000233	8/24/2021	6	100000	100000
188	OLLO ENTERPRISE	UDYAM-AR-09-0000234	8/25/2021	2	100000	NA
189	AMAR ENTERPRISE	UDYAM-AR-09-0000235	8/25/2021	1	40000	50000
190	T N ENTERPRISE	UDYAM-AR-09-0000236	8/26/2021	3	977000	1200000
191	YAL ENTERPRISE	UDYAM-AR-09-0000237	8/26/2021	24	190000	150000
192	MIIRING ENTERPRISE	UDYAM-AR-09-0000238	8/27/2021	2	50000	NA
193	NANI MOBING	UDYAM-AR-09-0000239	8/27/2021	4	2500000	NA
194	M/S SL ENTERPRISE	UDYAM-AR-09-0000240	8/27/2021	10	200000	200000
195	M/S GTS ENTERPRISE	UDYAM-AR-09-0000241	8/30/2021	8	20000	NA
196	M/S SHANGHO ENTERPRISE	UDYAM-AR-09-0000242	8/30/2021	2	466600	480000
197	M/S H N ENTERPRISE	UDYAM-AR-09-0000243	8/30/2021	2	960000	1000000
198	M/S D& C KIDS BOUTIQUE	UDYAM-AR-09-0000244	8/30/2021	2	485000	500000
199	M/S HARO ENTERPRISES	UDYAM-AR-09-0000245	8/30/2021	2	100000	10000
200	AKU JUICE ENTERPRISE	UDYAM-AR-09-0000246	8/30/2021	9	50000	50000
201	JORAM MACHA FOOD ENTERPRISE	UDYAM-AR-09-0000247	8/31/2021	1	40000	50000
202	NANI MIMI ENTERPRISE	UDYAM-AR-09-0000248	8/31/2021	2	100000	NA
203	POCHU ANIA ENTERPRISE	UDYAM-AR-09-0000249	8/31/2021	1	40000	50000



204	POCHU YAJA ENTERPRISE	UDYAM-AR-09-0000250	8/31/2021	1	40000	50000
205	PILL MAAN FOOD ENTERPRISE	UDYAM-AR-09-0000251	8/31/2021	1	40000	50000
206	TAJ PIDI FOOD ENTERPRISE	UDYAM-AR-09-0000252	9/3/2021	1	40000	50000
207	M/S AKIN WOODEN FURNITURE	UDYAM-AR-09-0000253	9/3/2021	5	250000	500000
208	JOBIN ENTERPRISE	UDYAM-AR-09-0000254	9/4/2021	15	150000	160000
209	RISA ENTERPRISE	UDYAM-AR-09-0000255	9/6/2021	1	NA	50000
210	MENU ENTERPRISE	UDYAM-AR-09-0000256	9/6/2021	1	40000	50000
211	YASU ENTERPRISE	UDYAM-AR-09-0000257	9/6/2021	1	40000	50000
212	NICH TECH FOOD ENTEISE	UDYAM-AR-09-0000258	9/6/2021	1	40000	50000
213	CHACHIRIJU YAMTER ENTERPRISE	UDYAM-AR-09-0000259	9/7/2021	1	40000	50000
214	NICH CHUNYA FOOD ENTERPRISE	UDYAM-AR-09-0000260	9/7/2021	1	40000	50000
215	NABAM RINIA FOOD ENTERPRISE	UDYAM-AR-09-0000261	9/7/2021	1	40000	50000
216	TARA YAYU ENTERPRISES	UDYAM-AR-09-0000262	9/7/2021	6	1250000	NA
217	MIGO ANYO ENTERPRISES	UDYAM-AR-09-0000263	9/7/2021	10	40000	65000
218	NEELAM YAJO FOOD ENTERPRISE	UDYAM-AR-09-0000264	9/7/2021	1	40000	50000
219	M/S MONIYA RICE MILL ENTERPRISE	UDYAM-AR-09-0000265	9/7/2021	16	2500000	2500000
220	M/S CHIGING NIMUNG RICE MILL ENTERPRISE	UDYAM-AR-09-0000266	9/7/2021	16	2500000	2500000
221	TOKO MAMA FOOD ENTERPRISE	UDYAM-AR-09-0000267	9/8/2021	1	40000	50000
222	LEJ KOYU FOOD ENTERPRISE	UDYAM-AR-09-0000268	9/8/2021	1	40000	50000

224	YEY KHUMT PINE APPLE JUICE ENTERPRISE	UDYAM-AR-09-0000270	9/8/2021	1	40000	50000
225	M/S HANO ENTERPRISE	UDYAM-AR-09-0000271	9/8/2021	5	1800000	NA
226	SAI ENTERPRISE	UDYAM-AR-09-0000272	9/8/2021	3	500000	NA
227	LIKHA PINIA FOOD ENTERPRISE	UDYAM-AR-09-0000273	9/8/2021	1	40000	50000
228	M/S JORAM OYA ENTERPRISE	UDYAM-AR-09-0000274	9/8/2021	1	40000	50000
229	TOSSUM ENTERPRISE	UDYAM-AR-09-0000275	9/9/2021	27	NA	NA
230	MAI YELI FOOD ENTERPRISE	UDYAM-AR-09-0000276	9/9/2021	1	40000	50000
231	YANIA FOOD ENTERPRISE	UDYAM-AR-09-0000277	9/9/2021	1	40000	50000
232	NICH YAJE FOOD ENTERPRISE	UDYAM-AR-09-0000278	9/9/2021	1	40000	50000
233	MAI RIN FOOD ENTERPRISE	UDYAM-AR-09-0000279	9/9/2021	1	40000	50000
234	JORAM YESH FRUIT JUICE	UDYAM-AR-09-0000280	9/10/2021	1	40000	50000
235	YARI ENTERPRISE	UDYAM-AR-09-0000281	9/10/2021	1	40000	50000
236	MECH ENTERPRISE	UDYAM-AR-09-0000282	9/10/2021	1	40000	50000
237	KAMA ENTERPRISE	UDYAM-AR-09-0000283	9/10/2021	1	40000	50000
238	YAPU ENTERPRISE	UDYAM-AR-09-0000284	9/10/2021	1	40000	50000
239	JAMUNA ENTERPRISE	UDYAM-AR-09-0000285	9/10/2021	1	40000	50000
240	JORAM MENYA ENTERPRISE	UDYAM-AR-09-0000286	9/11/2021	1	40000	50000
241	R.R ENTERPRISE	UDYAM-AR-09-0000287	9/13/2021	1	40000	50000
242	T.M ENTERPRISE	UDYAM-AR-09-0000288	9/13/2021	1	40000	50000
243	BATH ENTERPRISE	UDYAM-AR-09-0000289	9/13/2021	1	40000	50000
244	NONO ENTERPRISE	UDYAM-AR-09-0000290	9/13/2021	1	40000	50000
245	M/S TUWANG STORE	UDYAM-AR-09-0000291	9/13/2021	2	NA	1963473
246	T.T.M ENTERPRISE	UDYAM-AR-09-0000292	9/14/2021	1	40000	50000
247	T.A ENTERPRISE	UDYAM-AR-09-0000293	9/14/2021	1	40000	50000
248	R.B ENTERPRISE	UDYAM-AR-09-0000294	9/14/2021	1	40000	50000



249	T.J ENTERPRISE	UDYAM-AR-09-0000295	9/14/2021	1	40000	50000
250	AJING ENTERPRISE	UDYAM-AR-09-0000296	9/15/2021	1	50000	NA
251	M/S A.N.T ENTERPRISE	UDYAM-AR-09-0000297	9/16/2021	5	2800000	NA
252	TS ENTERPRISE	UDYAM-AR-09-0000298	9/17/2021	15	2500000	2500000
253	M/S AB HOLIDAYS	UDYAM-AR-09-0000299	9/18/2021	6	1000000	1250000
254	M/S YOUTH YORBII AAPHO MULTIPURPOSE COPESTRATIVE SOCIETY LTD	UDYAM-AR-09-0000300	9/20/2021	6	300000	NA
255	HAGE PENJI	UDYAM-AR-09-0000301	9/20/2021	3	350000	750000
256	MERCY ELECTRONIC	UDYAM-AR-09-0000302	9/22/2021	3	2000	5000
257	M/S G O ENTERPRISE	UDYAM-AR-09-0000303	9/22/2021	1	30000	NA
258	J B ENTERPRISE	UDYAM-AR-09-0000304	9/23/2021	5	2800000	NA
259	M/S BINI TOPU	UDYAM-AR-09-0000305	9/23/2021	15	453211	453211
260	M/S S & S ENTERPRISE	UDYAM-AR-09-0000306	9/23/2021	1	500000	1200000
261	M/S N.STAY HOME ZIRO	UDYAM-AR-09-0000307	9/23/2021	6	500000	780000
262	M/S JORAM YAJE ENTERPRISE	UDYAM-AR-09-0000308	9/29/2021	1	40000	50000
263	M/S GREENTOONS STUDIO	UDYAM-AR-09-0000309	9/29/2021	2	300000	8000000
264	M/S K.A STORE	UDYAM-AR-09-0000310	9/30/2021	9	130000	500000
265	TAMO TARO	UDYAM-AR-09-0000311	10/1/2021	1	350000	450000
266	M/S LIVE KITCHEN	UDYAM-AR-09-0000312	10/1/2021	5	NA	NA
267	M/S D.T ENTERPRISE	UDYAM-AR-09-0000313	10/4/2021	8	30000	300000
268	M/S ATO MULTIPURPOSE COOPERATIVE SOCIETY LTD	UDYAM-AR-09-0000314	10/5/2021	5	500000	1500000
269	M/S NOMO ENTERPRISE	UDYAM-AR-09-0000315	10/5/2021	8	1200000	1500000
270	M/S PERMO ENTERPRISE	UDYAM-AR-09-0000316	10/5/2021	2	NA	NA
271	M/S J K HARDWARE	UDYAM-AR-09-0000317	10/7/2021	4	NA	NA
272	ZIRO ENTERPRISE	UDYAM-AR-09-0000318	10/8/2021	6	NA	NA
273	SHRI NICH TELL	UDYAM-AR-09-0000319	10/8/2021	3	881248	399120
274	M/S G T ENTERPRISE	UDYAM-AR-09-0000320	10/11/2021	3	1377000	NA

275	M/S ANIYO STORE	UDYAM-AR-09-0000321	10/11/2021	3	100000	500000
276	M/S T N G ENTERPRISE	UDYAM-AR-09-0000322	10/12/2021	5	NA	NA
277	M/S ANGEL STORE	UDYAM-AR-09-0000323	10/12/2021	2	NA	NA
278	JORAM YANIA FOOD ENTERPRISE	UDYAM-AR-09-0000324	10/14/2021	1	40000	60000
279	KHOGEN KALITA	UDYAM-AR-09-0000325	10/15/2021	3	500000	2500000
280	M/S TAPI ASUN ENTERPRISE	UDYAM-AR-09-0000326	10/19/2021	2	NA	NA
281	M/S R ENTERPRISE	UDYAM-AR-09-0000327	10/25/2021	2	NA	NA
282	TOKO RINIYA	UDYAM-AR-09-0000328	10/25/2021	5	500000	NA
283	M/S S.K STORE	UDYAM-AR-09-0000329	10/25/2021	4	700000	1500000
284	M/S SPICE ZIRO	UDYAM-AR-09-0000330	10/29/2021	11	4000000	1500000
285	HANGKIE ENTERPRISES	UDYAM-AR-09-0000331	11/1/2021	1	60000	NA
286	MODI ENTERPRISES	UDYAM-AR-09-0000332	11/1/2021	7	500000	NA
287	M/S CHARUNG ENTERPRISE	UDYAM-AR-09-0000333	11/9/2021	7	672000	212500
288	KABAK TAI	UDYAM-AR-09-0000334	11/10/2021	4	200000	NA
289	M/S NADA FABRICATION	UDYAM-AR-09-0000335	11/12/2021	6	300000	500000
290	TABA NAKAP	UDYAM-AR-09-0000336	11/13/2021	4	200000	NA
291	NADA TARA ENTERPRISE	UDYAM-AR-09-0000337	11/15/2021	2	1000000	NA
292	T N ENTERPRISE	UDYAM-AR-09-0000338	11/15/2021	8	1000000	NA
293	M/S KIME ENTERPRISE	UDYAM-AR-09-0000339	11/15/2021	4	NA	NA
294	BRO ENTERPRISE	UDYAM-AR-09-0000340	11/15/2021	6	1500000	NA
295	M.P ENTERPRISE	UDYAM-AR-09-0000341	11/15/2021	7	NA	NA
296	HAGE PUMING	UDYAM-AR-09-0000342	11/16/2021	2	120000	100000
297	M/S SUNRISE ENTERPRISE	UDYAM-AR-09-0000343	11/16/2021	7	1000000	NA
298	M/S K B ENTERPRISE	UDYAM-AR-09-0000344	11/16/2021	11	1500000	2000000
299	P DULYANG ENTERPRISE	UDYAM-AR-09-0000345	11/17/2021	7	1000000	NA
300	JUMPIN BEANS CAFÉ CUM RESTAURANT	UDYAM-AR-09-0000346	11/17/2021	7	NA	NA
301	M/S HIBU ENTERPRISE	UDYAM-AR-09-0000347	11/18/2021	7	1500000	NA
302	M/S K & Y ENTERPRISE	UDYAM-AR-09-0000348	11/25/2021	14	500000	485250



303	M/S RADHE YASSUNG	UDYAM-AR-09-0000349	11/25/2021	4	NA	200000
304	M/S TAJEK BINI ENTERPRISE	UDYAM-AR-09-0000350	12/6/2021	10	NA	NA
305	NORTH EAST HOLIDAY	UDYAM-AR-09-0000351	12/6/2021	2	500000	1500000
306	M K N ENTERPRISE	UDYAM-AR-09-0000352	12/15/2021	2	NA	NA
307	SMT MOBYA AMPI	UDYAM-AR-09-0000353	12/21/2021	32	881248	450000
308	JORAM TADO	UDYAM-AR-09-0000354	12/24/2021	29	1000000	200000
309	M/S ZIRO VALLEY SCHOOL	UDYAM-AR-09-0000355	1/5/2022	2	1000000	3000000
310	SHRI LIKHA TAKAM	UDYAM-AR-09-0000356	1/5/2022	2	500000	480000
311	SHRI PURI TATUM	UDYAM-AR-09-0000357	1/7/2022	10	500000	480000
312	SINIA ENTERPRISE	UDYAM-AR-09-0000358	1/12/2022	6	NA	NA
313	L T ENTERPRISE	UDYAM-AR-09-0000359	1/13/2022	2	200000	300000
314	M/S LALING COMMUNICATIONS	UDYAM-AR-09-0000360	1/18/2022	3	200000	700000
315	TOB SURAJ TARA	UDYAM-AR-09-0000361	1/19/2022	20	200000	NA
316	M/S TL ENTERPRISE	UDYAM-AR-09-0000362	1/19/2022	20	1000000	500000
317	M/S JJ ENTERPRISE	UDYAM-AR-09-0000363	1/19/2022	20	1000000	500000
318	M/S JT ENTERPRISE	UDYAM-AR-09-0000364	1/19/2022	20	1000000	500000
319	M/S JR ENTERPRISE	UDYAM-AR-09-0000365	1/24/2022	2	100000	500000
320	BIKU ENTERPRISE	UDYAM-AR-09-0000366	1/24/2022	20	250000	400000
321	J.TALLER	UDYAM-AR-09-0000367	1/25/2022	25	0	0
322	KASA RESORT	UDYAM-AR-09-0000368	1/25/2022	5	6000000	5000000
323	PINK ROSE	UDYAM-AR-09-0000369	1/28/2022	2	200000	500000
324	SHRI KABAK TATER	UDYAM-AR-09-0000370	1/29/2022	1	500000	490000
325	SANSAH AUTOMOBILES	UDYAM-AR-09-0000371	2/3/2022	15	500000	1000000
326	A.SHOES EMPORIUM	UDYAM-AR-09-0000372	2/8/2022	2	1000000	500000
327	SHRI DUYU BYAI	UDYAM-AR-09-0000373	2/8/2022	2	881248	500000
328	SHRI RAKHE RAJA	UDYAM-AR-09-0000374	2/8/2022	12	881248	500000
329	T.Y. CAKES & BAKES	UDYAM-AR-09-0000375	2/10/2022	7	2300000	230000
330	M/S VIJAY ENTERPRISE	UDYAM-AR-09-0000376	2/11/2022	10	500000	500000
331	M/S H.D.ENTERPRISES	UDYAM-AR-09-0000377	2/14/2022	3	1500000	1600000
332	SHRI TARU ABIN	UDYAM-AR-09-0000378	2/14/2022	30	800000	400000

333	ANKHA ENTERPRISE	UDYAM-AR-09-0000379	2/15/2022	3	1000000	500000
334	M/S NYIMU GROCERY SHOP	UDYAM-AR-09-0000380	2/17/2022	26	100000	500000
335	OSHIN ENTERPRISE	UDYAM-AR-09-0000381	2/19/2022	12	500000	700000
336	M/S TABA TERI ENTERPRISE	UDYAM-AR-09-0000382	2/23/2022	10	0	0
337	M/S TALLEY VALLEY SAW & VENEER MILL	UDYAM-AR-09-0000383	3/1/2022	2	4717354	26450574
338	M/S KAPS ENTERPRISE	UDYAM-AR-09-0000384	3/1/2022	3	3000000	8000000
339	LUMI SIKON	UDYAM-AR-09-0000385	3/5/2022	1	901782	630000
340	RAJESH NEWAR	UDYAM-AR-09-0000386	3/8/2022	2	300000	1500000
341	SHRI LIKHA SONIA	UDYAM-AR-09-0000387	3/10/2022	2	800000	400000
342	MD TRADERS	UDYAM-AR-09-0000388	3/16/2022	15	300000	500000
343	OBING GROCERY	UDYAM-AR-09-0000389	3/17/2022	1	9900000	500000
344	MS KOBING HEALTH CARE	UDYAM-AR-09-0000390	3/23/2022	22	800000	500000
345	M/S HOME STAY	UDYAM-AR-09-0000391	3/24/2022	2	500000	500000
346	SHRI KINA EASHE	UDYAM-AR-09-0000392	3/24/2022	2	490000	490000
347	M/S A&C ENTERPRISES	UDYAM-AR-09-0000393	3/27/2022	10	0	0
348	ANYE BARM SHG	UDYAM-AR-09-0000394	3/27/2022	4	300000	300000
349	M/S S.S.T ENTERPRISE	UDYAM-AR-09-0000395	3/28/2022	2	20000	15000
350	MIMI ENTERPRAISE	UDYAM-AR-09-0000396	3/31/2022	3	0	0
351	ALTON ENTERPRISE	UDYAM-AR-09-0000397	4/12/2022	2	500000	600000
352	SHRI TOKO JOTAM	UDYAM-AR-09-0000398	4/12/2022	7	901782	400000
353	M/S NADHO ENTERPRISES	UDYAM-AR-09-0000399	4/13/2022	13	500000	500000
354	NARANG ENTERPRISE	UDYAM-AR-09-0000400	4/16/2022	4	0	0
355	M/S T. R. ENTERPRISES	UDYAM-AR-09-0000401	4/20/2022	4	0	0
356	M/S D PANYOR	UDYAM-AR-09-0000402	4/27/2022	1	0	0
357	PEGMIR PENJI	UDYAM-AR-09-0000403	4/28/2022	1	700000	2500000
358	DARA NAYAM	UDYAM-AR-09-0000404	4/29/2022	10	100000	3000000
359	3 D TRADER	UDYAM-AR-09-0000405	4/29/2022	10	300000	500000
360	M/S MIBYA HOME STAY	UDYAM-AR-09-0000406	5/4/2022	7	3500000	500000
361	M/S ZIRO INTERNAT	UDYAM-AR-09-0000407	5/6/2022	10	500000	500000



362	TARING BAKA ENTERPRISE'S	UDYAM-AR-09-0000408	5/7/2022	10	0	0
363	ANIA ENTERPRISES	UDYAM-AR-09-0000409	5/10/2022	7	0	0
364	M/S M.R BAKERY	UDYAM-AR-09-0000410	5/12/2022	3	50000	50000
365	M/S S.T. ENTERPRISE	UDYAM-AR-09-0000411	5/12/2022	1	30000	50000
366	M/S T.T. ELECTRONICS	UDYAM-AR-09-0000412	5/16/2022	2	30000	50000
367	YAGUM ENTERPRISE	UDYAM-AR-09-0000413	5/18/2022	2	9000	70000
368	BIKERS ZONE	UDYAM-AR-09-0000414	5/24/2022	2	30000	30000
369	ZIRO VALLEY ELECTRICAL AND HARDWARE STORE	UDYAM-AR-09-0000415	5/27/2022	2	300000	300000
370	S A RESTAURANT	UDYAM-AR-09-0000416	5/30/2022	7	50000	50000
371	M/S PILL BROTHERS	UDYAM-AR-09-0000417	6/1/2022	5	60000	30000
372	M/S ONIYA HANDLOOM	UDYAM-AR-09-0000418	6/3/2022	2	50000	100000
373	BINI LELI	UDYAM-AR-09-0000419	6/6/2022	2	0	0
374	SHRI TERIN MAGA	UDYAM-AR-09-0000420	6/8/2022	2	70000	40000
375	NANU FITNESS ENTERPRISE	UDYAM-AR-09-0000421	6/8/2022	11	0	0
376	M/S TAKHE TANYA	UDYAM-AR-09-0000422	6/13/2022	2	120000	3424996
377	M/S HARI OM HARDWARE	UDYAM-AR-09-0000423	6/14/2022	2	50000	50000
378	OBING TRADE	UDYAM-AR-09-0000424	6/17/2022	2	0	0
379	3T ENTERPRISE	UDYAM-AR-09-0000425	6/30/2022	2	56000	245000
380	M/S HARIOM ENTERPRISE	UDYAM-AR-09-0000426	7/4/2022	2	0	0
381	SHRI TALLO DIBO	UDYAM-AR-09-0000427	7/4/2022	2	901782	45000
382	SHRI NAKU RAKHE	UDYAM-AR-09-0000428	7/4/2022	2	901782	45000
383	SHRI NIBIA NIYA	UDYAM-AR-09-0000429	7/6/2022	10	901782	45000
384	M/S BAMANG TAKAM	UDYAM-AR-09-0000430	7/7/2022	18	325650	1565000
385	M/S MICA HARDWARE	UDYAM-AR-09-0000431	7/11/2022	2	4000000	5000000
386	AJAY TIWARI	UDYAM-AR-09-0000432	7/13/2022	8	50000	50000
387	JUGESH WADAWA	UDYAM-AR-09-0000433	7/13/2022	2	403690	1635490
388	TOKOBOKE ENTERPRISE	UDYAM-AR-09-0000434	7/14/2022	14	10000	NA
389	NAMIN	UDYAM-AR-09-0000435	7/15/2022	2	30000	0
390	M/S N.P. CYBER CAFE	UDYAM-AR-09-0000436	7/16/2022	5	30000	30000

391	ARUNACHAL PRADESH STATE ARTISANS & WEAVERS COOPERATIVE FEDERATION LTD	UDYAM-AR-09-0000437	7/18/2022	4	8633202	28245586
392	TAKHE LAJIE	UDYAM-AR-09-0000438	7/18/2022	10	400000	500000
393	GANGULY TEA STALL	UDYAM-AR-09-0000439	7/20/2022	6	1000000	500000
394	H H MERCHANDISE	UDYAM-AR-09-0000440	7/21/2022	6	0	0
395	H H MERCHANDISE	UDYAM-AR-09-0000441	7/21/2022	2	0	0
396	JENNY FASHION POINT	UDYAM-AR-09-0000442	7/21/2022	3	1500000	1500000
397	BABA LOKNATH BAKERY	UDYAM-AR-09-0000443	7/22/2022	2	500000	500000
398	PANKAJ NEWAR	UDYAM-AR-09-0000444	7/22/2022	3	1000000	1000000
399	CLOTH STORE	UDYAM-AR-09-0000445	7/22/2022	15	200000	250000
400	D O GROCERY	UDYAM-AR-09-0000446	7/25/2022	1	100000	500000
401	M/S AME ENTERPRISE	UDYAM-AR-09-0000447	7/29/2022	15	0	0
402	MUSIC INSTRUMENT ENTERPRISE	UDYAM-AR-09-0000448	7/29/2022	8	100000	500000
403	M/S H.P. ENTERPRISE	UDYAM-AR-09-0000449	8/4/2022	5	1200000	300000
404	M/S YAJA BELL METAL TRAINING CENTRE	UDYAM-AR-09-0000450	8/4/2022	2	5000000	2050000
405	M/S HTP ENTERPRISE	UDYAM-AR-09-0000451	8/5/2022	2	0	0
406	D PUMING STORE	UDYAM-AR-09-0000452	8/5/2022	9	200000	200000
407	CATCHY STAY HOME	UDYAM-AR-09-0000453	8/7/2022	1	1000000	250000
408	SUBHAS DAS	UDYAM-AR-09-0000454	8/8/2022	2	1000000	250000
409	LTTT ENTERPRISES	UDYAM-AR-09-0000455	8/8/2022	4	500000	500000
410	K.D CYBER CAFE	UDYAM-AR-09-0000456	8/8/2022	5	400000	500000
411	M/S N. J. ENTERPRISE	UDYAM-AR-09-0000457	8/9/2022	10	0	0
412	M/S P. JARBO ENTERPRISE	UDYAM-AR-09-0000458	8/10/2022	17	2500000	1000000
413	DETAILING CAR ENTERPRISE	UDYAM-AR-09-0000459	8/10/2022	6	300000	300000
414	M/S P.A. FABRICATION	UDYAM-AR-09-0000460	8/10/2022	16	3000000	500000
415	K B ENTERPRISE	UDYAM-AR-09-0000461	8/10/2022	3	200000	150000



416	M/S L.T ENTERPRISES	UDYAM-AR-09-0000462	8/11/2022	5	30000	22000
417	M/S LICHA ENTERPRISE	UDYAM-AR-09-0000463	8/11/2022	4	100000	200000
418	M/S CHADA ENTERPRISE	UDYAM-AR-09-0000464	8/11/2022	8	0	0
419	M/S CHADA ENTERPRISE	UDYAM-AR-09-0000465	8/12/2022	4	0	0
420	M/S BALAJI HARDWARE AND ELECTRICALS	UDYAM-AR-09-0000466	8/13/2022	5	0	2297823
421	M/S K.T. MARKETING	UDYAM-AR-09-0000467	8/14/2022	3	100000	350000
422	M/S NTCN ENTERPRISES	UDYAM-AR-09-0000468	8/18/2022	20	100000	370000
423	M/S D.J. ENTERPRISE	UDYAM-AR-09-0000469	8/19/2022	8	1450000	290000
424	M/S DR ENTERPRISE	UDYAM-AR-09-0000470	8/22/2022	9	100000	500000
425	M/S PECHI RESTAURANT	UDYAM-AR-09-0000471	8/26/2022	4	400000	350000
426	KATU NYATU RESORT	UDYAM-AR-09-0000472	8/26/2022	7	100000	200000
427	KINA YAPOP	UDYAM-AR-09-0000473	8/27/2022	10	1000000	6800000
428	M/S T.T ENTERPRISE	UDYAM-AR-09-0000474	8/30/2022	2	100000	200000
429	PURI MEENA	UDYAM-AR-09-0000475	8/31/2022	2	918422	64000
430	TADAK NALO	UDYAM-AR-09-0000476	9/1/2022	5	918422	640000
431	M/S N.Y ENTERPRISE	UDYAM-AR-09-0000477	9/1/2022	2	1782000	400000
432	CT ENTERPRISE	UDYAM-AR-09-0000478	9/2/2022	12	200000	200000
433	M/S D. K TRADERS	UDYAM-AR-09-0000479	9/3/2022	18	2500000	3000000
434	M/S T.Y ENTERPRISE	UDYAM-AR-09-0000480	9/5/2022	3	0	0
435	M/S K.T. ENTERPRISE	UDYAM-AR-09-0000481	9/6/2022	2	420000	400000
436	TANAM ENTERPRISE	UDYAM-AR-09-0000482	9/7/2022	7	818422	640000
437	CHADO ENTERPRISE	UDYAM-AR-09-0000483	9/7/2022	22	100000	300000
438	T.D.R. ENTERPRISE	UDYAM-AR-09-0000484	9/8/2022	6	1699930	7050670
439	M/S JORAM MULTIPURPOSE CO-OPERATIVE SOCIETY LIMITED	UDYAM-AR-09-0000485	9/8/2022	3	3000000	3000000
440	T Y MOTOR PARTS	UDYAM-AR-09-0000486	9/8/2022	15	0	0
441	M/S J.A.P. STEEL FURNITURE	UDYAM-AR-09-0000487	9/8/2022	6	0	0
442	M/S M.M. ENTERPRISE	UDYAM-AR-09-0000488	9/9/2022	1	43000	40000

443	M/S SANCHI ENTERPRISE	UDYAM-AR-09-0000489	9/9/2022	7	NA	NA
444	M/S RAINBOW ENTERPRISE	UDYAM-AR-09-0000490	9/12/2022	1	1000000	300000
445	M/S RINYO ENTERPRISE	UDYAM-AR-09-0000491	9/13/2022	6	0	0
446	BENGIA TAKAR	UDYAM-AR-09-0000492	9/13/2022	1	150000	0
447	M/S GYATI ENTERPRISE	UDYAM-AR-09-0000493	9/13/2022	15	50000	45000
448	TAYO QUARRY	UDYAM-AR-09-0000494	9/16/2022	7	500000	NA
449	HAGE AMA ENTERPRISE	UDYAM-AR-09-0000495	9/19/2022	20	1000000	500000
450	M/S TTK ENTERPRISE	UDYAM-AR-09-0000496	9/19/2022	15	500000	1000000
451	TWIN STAR ENTERPRISE	UDYAM-AR-09-0000497	9/20/2022	6	2560000	500000
452	M/S O.G.MUDANG'S	UDYAM-AR-09-0000498	9/20/2022	8	0	0
453	HABUNG'S ENTERPRISES	UDYAM-AR-09-0000499	9/21/2022	4	4000000	550000
454	M/S T & T CONSTRUCTION AGENCY	UDYAM-AR-09-0000500	9/22/2022	8	0	0
455	M/S B.M ENTERPRISE	UDYAM-AR-09-0000501	9/23/2022	22	15000000	3500000
456	M/S T. BROTHER ENTERPRISES	UDYAM-AR-09-0000502	9/24/2022	1	10000000	15000000
457	SUBANSIRI NAPKINS	UDYAM-AR-09-0000503	9/27/2022	4	0	0
458	M/S NANCY ENTERPRISE	UDYAM-AR-09-0000504	9/27/2022	17	250000	1500000
459	M/S A.N ENTERORISE	UDYAM-AR-09-0000505	9/27/2022	12	3300000	100000
460	M/S NYATU HOMESTAY	UDYAM-AR-09-0000506	9/29/2022	2	5400000	3500000
461	ZIRO MINERAL WATER	UDYAM-AR-09-0000507	9/30/2022	3	901782	450000
462	M/S MT STATIONARY OLD ZIRO	UDYAM-AR-09-0000508	10/7/2022	2	250000	300000
463	GEM YALA	UDYAM-AR-09-0000509	10/11/2022	4	820342	650000
464	M/S NN COMMERCIAL	UDYAM-AR-09-0000510	10/11/2022	2	300000	600000
465	DUMIR YAJIK	UDYAM-AR-09-0000511	10/14/2022	8	820342	640000
466	M/S LICHA TABIA	UDYAM-AR-09-0000512	10/17/2022	2	800000	900000
467	K T FEBRICATION	UDYAM-AR-09-0000513	10/18/2022	2	0	0
468	M/S ARZOO REDIMENT AND TAILOR	UDYAM-AR-09-0000514	10/18/2022	20	700000	800000



469	M/S JERRY ENTERPRISES	UDYAM-AR-09-0000515	10/19/2022	6	0	0
470	DUYU BROTHERS	UDYAM-AR-09-0000516	10/20/2022	10	0	0
471	APDIRECT.IN	UDYAM-AR-09-0000517	10/21/2022	3	70000	100000
472	M/S JUMSHI ENTERPRISE	UDYAM-AR-09-0000518	10/22/2022	5	200000	700000
473	M/S SHIYA ENTERPRISE	UDYAM-AR-09-0000519	10/24/2022	7	0	60000
474	K D Y ENTERPRISE	UDYAM-AR-09-0000520	10/25/2022	8	45000	50000
475	M/S SACHI ENTERPRISE	UDYAM-AR-09-0000521	10/28/2022	4	0	0
476	T TANA ENTERPRISE	UDYAM-AR-09-0000522	10/28/2022	9	0	0
477	GYATI RAJU	UDYAM-AR-09-0000523	10/28/2022	8	0	0
478	NAKO MUMPA	UDYAM-AR-09-0000524	11/1/2022	4	500000	600000
479	MR HAGE TAJANG	UDYAM-AR-09-0000525	11/2/2022	4	300000	300000
480	AMMA ENTERPRISE	UDYAM-AR-09-0000526	11/4/2022	5	2000000	4500000
481	M/S Y.H ENTERPRISE	UDYAM-AR-09-0000527	11/16/2022	2	400000	800000
482	SHRI LICHA SERBI	UDYAM-AR-09-0000528	11/21/2022	8	901782	450000
483	M/S N.A.ENTERPRISE	UDYAM-AR-09-0000529	11/21/2022	2	3000000	0
484	SHRI MONOJ MAGRA	UDYAM-AR-09-0000530	11/21/2022	21	901782	450000
485	M/S NABAM TAD	UDYAM-AR-09-0000531	11/22/2022	10	950000	3150000
486	BURU OPO	UDYAM-AR-09-0000532	11/23/2022	2	1200000	1400000
487	M/S T SOO FASHION	UDYAM-AR-09-0000533	11/24/2022	15	1880000	1000000
488	M/S KEBI ORGANIC TYEA	UDYAM-AR-09-0000534	11/25/2022	6	3000000	0
489	M/S CHULO GAAYI ENTERPRISES	UDYAM-AR-09-0000535	11/28/2022	8	3000000	0
490	TOKO RADH	UDYAM-AR-09-0000536	11/29/2022	2	350000	500000
491	TABA AAKA	UDYAM-AR-09-0000537	11/29/2022	7	887000	740000
492	LJ & LT ENTERPRISE	UDYAM-AR-09-0000538	12/2/2022	5	400000	400000
493	KDA ENTERPRISE	UDYAM-AR-09-0000539	12/5/2022	4	200000	200000
494	AMA HOMESTAY	UDYAM-AR-09-0000540	12/7/2022	17	800000	800000
495	M/S T H ENTERPRISE	UDYAM-AR-09-0000541	12/8/2022	9	1867500	3956000
496	M/S PWLO ENTERTAINMENT PRIVATE LIMITED	UDYAM-AR-09-0000542	12/14/2022	6	0	0

497	M/S KWUI ENTERPRISES	UDYAM-AR-09-0000543	12/15/2022		3450000	0
498	SHRI JORAM LALLY	UDYAM-AR-09-0000544	12/19/2022	1	901782	450000
499	ABUL KALAM AZAD	UDYAM-AR-09-0000545	12/20/2022	6	1200000	2500000
500	T Y ENTERPRISES	UDYAM-AR-09-0000546	12/20/2022	3	200000	200000
501	M/S T. T. MYODI RESTAURANT	UDYAM-AR-09-0000547	12/21/2022	6	300000	300000
502	TASSO BUTANG	UDYAM-AR-09-0000548	12/22/2022	5	150000	200000
503	TAPI TAM	UDYAM-AR-09-0000549	12/22/2022	1	150000	250000
504	AMUNG TAKU	UDYAM-AR-09-0000550	12/23/2022	1	150000	280000
505	HAGE PUMING	UDYAM-AR-09-0000551	12/24/2022	12	200000	250000
506	M/S GUGU ENTERPRISES	UDYAM-AR-09-0000552	12/30/2022	2	1990000	6653100
507	M/S M/S KERAL CAKES & BAKES	UDYAM-AR-09-0000553	1/2/2023	2	200000	1000000
508	AMAR CONSTRUCTION	UDYAM-AR-09-0000554	1/8/2023	16	2618816	191127525
509	M/S YAZA ENTERPRISES	UDYAM-AR-09-0000555	1/9/2023	3	878060	2456780
510	M/S M. T. ENTERPRISE	UDYAM-AR-09-0000556	1/10/2023	4	864910	2250600
511	HUTO HOMESTAY	UDYAM-AR-09-0000557	1/12/2023	5	5000000	120000
512	M/S M.N.C ENTERPRISE	UDYAM-AR-09-0000558	1/12/2023	5	0	0
513	DAILY YOURDA ENTERPRISES	UDYAM-AR-09-0000559	1/17/2023	3	0	300000
514	ZIRO KITCHEN	UDYAM-AR-09-0000560	1/17/2023	2	250000	300000
515	KATU ENTERPRISES	UDYAM-AR-09-0000561	1/17/2023	2	1990000	100000
516	N T CAR WASH	UDYAM-AR-09-0000562	1/21/2023	10	1000000	500000
517	NGILYANG MICA	UDYAM-AR-09-0000563	1/27/2023	6	1850000	0
518	M/S PEGMIR ENTERPRISES	UDYAM-AR-09-0000564	1/30/2023	5	0	0
519	M/S R S TRADERS	UDYAM-AR-09-0000565	2/5/2023	11	0	5000000
520	M/S M/S MOREY ENTERPRISES	UDYAM-AR-09-0000566	2/6/2023	2	200000	1000000
521	LICHA TADIR	UDYAM-AR-09-0000567	2/7/2023	5	899921	700000
522	ARUNACHAL TYRE WORKS	UDYAM-AR-09-0000568	2/7/2023	5	500000	3500000
523	M.S T. AKHA	UDYAM-AR-09-0000569	2/7/2023	2	300000	2336000
524	M/S DUKU ENTERPRISE	UDYAM-AR-09-0000570	2/8/2023	17	100000	30000



525	D CREATION	UDYAM-AR-09-0000571	2/9/2023	7	0	0
526	MOMO MAGIC CAFE	UDYAM-AR-09-0000572	2/9/2023	2	2900000	1000000
527	M/S SENAI MOTORS	UDYAM-AR-09-0000573	2/10/2023	8	700000	1500000
528	RUBU CHOBING	UDYAM-AR-09-0000574	2/10/2023	5	30000	35000
529	M/S ARUNACHAL TRADERS	UDYAM-AR-09-0000575	2/12/2023	60	200000	150000000
530	M/S LAALI GYOCHI GAS SERVICE	UDYAM-AR-09-0000576	2/13/2023	3	36824503	36824503
531	NARA PABU SELF HELP GROUP	UDYAM-AR-09-0000577	2/21/2023	2	200000	100000
532	M/S TM ENTERPRISE	UDYAM-AR-09-0000578	2/23/2023	6	0	1500
533	MS T T ENTERPRISE	UDYAM-AR-09-0000579	2/23/2023	2	0	50000000
534	M/S T PERA	UDYAM-AR-09-0000580	2/24/2023	4	10000	25000
535	MEADOW MUSE HOMESTAY	UDYAM-AR-09-0000581	2/28/2023	3	50000	150000
536	H.ANKHA BAKERY	UDYAM-AR-09-0000582	3/1/2023	1	50000	150000
537	M/S HOTEL ZIRO CUM HOMESTAY	UDYAM-AR-09-0000583	3/1/2023	9	50000	150000
538	LIKHA YAYA FOOD ENTERPRISE	UDYAM-AR-09-0000584	3/1/2023	1	45000	80000
539	M/S T.Y RESTUARENT	UDYAM-AR-09-0000585	3/1/2023	12	50000	150000
540	JORAM YADAM FOOD ENTERPRISE	UDYAM-AR-09-0000586	3/1/2023	7	25000	50000
541	M/S T.N ENTERPRISE	UDYAM-AR-09-0000587	3/2/2023	4	50000	150000
542	LIKHA YAMIN	UDYAM-AR-09-0000588	3/2/2023	7	50000	150000
543	M/S ABASA HOMESTAY	UDYAM-AR-09-0000589	3/2/2023	12	50000	150000
544	J.M. ELECTRONICS	UDYAM-AR-09-0000590	3/2/2023	3	1000000	500000
545	KOJ UNTHI	UDYAM-AR-09-0000591	3/2/2023	3	50000	150000
546	M/S INYAK ENTERPRISE	UDYAM-AR-09-0000592	3/2/2023	3	200000	100000
547	ANOU DRUG STORE	UDYAM-AR-09-0000593	3/2/2023	2	0	2927400
548	M/S NANYI DADY ENTERPRISES	UDYAM-AR-09-0000594	3/3/2023	10	70000	500000

549	M/S LIKHA TRADERS	UDYAM-AR-09-0000595	3/4/2023	9	1800000	200000
550	JORAM RIJA ENTERPRISE	UDYAM-AR-09-0000596	3/4/2023	7	495000	500000
551	LIKHA YARAM FOOD ENTERPRISE	UDYAM-AR-09-0000597	3/4/2023	5	495000	500000
552	M/S T T ENTERPRISES	UDYAM-AR-09-0000598	3/6/2023	2	500000	1000000
553	D S ENTERPRISE	UDYAM-AR-09-0000599	3/6/2023	5	0	300000
554	M/S INDIRA GANDHI TECHNOLOGICAL AND MEDICAL SCIENCES UNIVERSITY	UDYAM-AR-09-0000600	3/9/2023	3	2000000	15000000
555	M/S HAGE AUTO PARTS	UDYAM-AR-09-0000601	3/9/2023	10	450000	400000
556	SHRI LICHA MEHA	UDYAM-AR-09-0000602	3/9/2023	2	901782	450000
557	M/S SUMPI GROCERY	UDYAM-AR-09-0000603	3/10/2023	1	100000	50000
558	TAGO SITH ENTERPRISE	UDYAM-AR-09-0000604	3/10/2023	8	250000	100000
559	M/S SUN RISE CAFE	UDYAM-AR-09-0000605	3/10/2023	10	50000	150000
560	APPA STORE	UDYAM-AR-09-0000606	3/11/2023	4	300000	4646051
561	M/S NYIAH ENTERPRISES	UDYAM-AR-09-0000607	3/12/2023	20	1913450	4530560
562	JORAM MAYA	UDYAM-AR-09-0000608	3/13/2023	13	180000	100000
563	M/S MBD CYBER CAFE	UDYAM-AR-09-0000609	3/13/2023	1	600000	200000
564	M/S HTC ENTERPRISE	UDYAM-AR-09-0000610	3/15/2023	4	100000	50000
565	NICH AECHER FOOD ENTERPRISE	UDYAM-AR-09-0000611	3/15/2023	8	45000	30000
566	M/S JORAM PERA FOOD ENTERPRISE	UDYAM-AR-09-0000612	3/16/2023	2	45000	30000
567	M/S DUYA ENTERPRISE	UDYAM-AR-09-0000613	3/17/2023	6	100000	100000
568	MILLO DANTE	UDYAM-AR-09-0000614	3/17/2023	1	0	200000
569	ARCUBE & CO.	UDYAM-AR-09-0000615	3/18/2023	2	NA	NA
570	AJIT DAS ENTERPRISES	UDYAM-AR-09-0000616	3/18/2023	10	60000	100000
571	TILAK MECH ENTERPRISES	UDYAM-AR-09-0000617	3/20/2023	2	105000	200000
572	AMEEN'S FOOD	UDYAM-AR-09-0000618	3/20/2023	8	19000	30000



573	YAPI STORE	UDYAM-AR-09-0000619	3/22/2023	2	50000	150000
574	M/S FOODLAND	UDYAM-AR-09-0000620	3/23/2023	30	50865	24114773
575	JORAM YANU ENTERPRISE	UDYAM-AR-09-0000621	3/23/2023	1	27000	30000
576	TOKO MAMA	UDYAM-AR-09-0000622	3/23/2023	1	NA	NA
577	JORAM YAM ENTERPRISE	UDYAM-AR-09-0000623	3/23/2023	5	27000	30000
578	M/S YAAPA ENTERPRISE	UDYAM-AR-09-0000624	3/23/2023	1	0	100000
579	JORAM YAPU ENTERPRISE	UDYAM-AR-09-0000625	3/24/2023	1	27000	30000
580	BAMANG ANI ENTERPRISE	UDYAM-AR-09-0000626	3/24/2023	1	NA	60000
581	GOLLAPELLI RUCHITHA	UDYAM-AR-09-0000627	3/26/2023	2	100000	100000
582	M/S TOKO YAL ENTERPRISE	UDYAM-AR-09-0000628	3/27/2023	8	NA	500000
583	M/S H B ENTERPRISES	UDYAM-AR-09-0000629	3/27/2023	10	1200000	2650700
584	TOKO YERI ENTERPRISE	UDYAM-AR-09-0000630	3/28/2023	2	49000	50000
585	M/S LUCKY TRADERS	UDYAM-AR-09-0000631	3/29/2023	17	0	1831899
586	J T ENTERPRISE	UDYAM-AR-09-0000632	3/29/2023	60	490000	500000
587	TAPI DUMI	UDYAM-AR-09-0000633	3/30/2023	8	50000	150000
588	ANKHA ENTERPRISE	UDYAM-AR-09-0000634	3/30/2023	5	495000	150000
589	AABA UDEH, BYARA	UDYAM-AR-09-0000635	3/31/2023	2	495000	500000
590	MAI ENTERPRISE	UDYAM-AR-09-0000636	3/31/2023	4	40000	70000
591	KOMNA MOIDAM ENTERPRISES	UDYAM-AR-09-0000637	4/4/2023	5	50000	150000
592	M/S N.N ENTERPRISE	UDYAM-AR-09-0000638	4/5/2023	7	10000	50000
593	LICHEN ENTERPRISES	UDYAM-AR-09-0000639	4/6/2023	7	40000	100000
594	YACHUP	UDYAM-AR-09-0000640	4/10/2023	35	0	200000
595	TOKO YAJE	UDYAM-AR-09-0000641	4/11/2023	6	0	0
596	GOLLO DANI	UDYAM-AR-09-0000642	4/11/2023	5	899921	700000
597	KIKHA YASO	UDYAM-AR-09-0000643	4/12/2023	6	0	100
598	M/S YAMI CYBER CAFE	UDYAM-AR-09-0000644	4/13/2023	2	390000	50000
599	LIKHA ASU	UDYAM-AR-09-0000645	4/13/2023	2	0	200000
600	M/S ABO TANI ASHRAM WELFARE ASSOCIATION	UDYAM-AR-09-0000646	4/18/2023	8	0	500000
601	NEELAM NAYA	UDYAM-AR-09-0000647	4/21/2023	7	0	20000

602	NANGBIA YEJIR ENTERPRISE	UDYAM-AR-09-0000648	4/21/2023	6	45000	60000
603	MAI METU	UDYAM-AR-09-0000649	4/24/2023	3	0	2000
604	TAGE BIDA	UDYAM-AR-09-0000650	4/24/2023	14	450000	200000
605	SHRI NABAM DONYI	UDYAM-AR-09-0000651	4/24/2023	14	901782	450000
606	JORAM YARAM ENTERPRISE	UDYAM-AR-09-0000652	4/25/2023	7	44000	60000
607	M/S GLOBAL ENTERPRISE	UDYAM-AR-09-0000654	4/29/2023	1	1148000	1148000
608	M/S S & Y BUILDERS AND DEVELOPERS	UDYAM-AR-09-0000655	5/1/2023	2	260000000	41400727
609	M/S TAO TOPPU ENTERPRISE	UDYAM-AR-09-0000656	5/4/2023	3	1393060	3056500
610	HIBU RISSANG	UDYAM-AR-09-0000657	5/8/2023	2	0	0
611	M/S L.Y.T ENTERPRISE	UDYAM-AR-09-0000658	5/8/2023	17	105600	1984890
612	M/S PANYOR VALLEY DISTRIBUTOR	UDYAM-AR-09-0000659	5/9/2023	3	0	1500000
613	M/S SOPHIE GIFT HOUSE	UDYAM-AR-09-0000660	5/12/2023	1	618787	1701672
614	HIBUMONIO	UDYAM-AR-09-0000661	5/15/2023	3	50000	150000
615	M/S GOLDEN RESORT ZIRO	UDYAM-AR-09-0000662	5/15/2023	1	50000	150000
616	M/S HAGEDOLO	UDYAM-AR-09-0000663	5/17/2023	5	50000	150000
617	DETERGENT POWDER	UDYAM-AR-09-0000664	5/17/2023	1	0	0
618	M/S BY AGENCY	UDYAM-AR-09-0000665	5/17/2023	2	50000	150000
619	DUYU TAMO	UDYAM-AR-09-0000666	5/18/2023	1	0	150000
620	M/S SALOON SHOP	UDYAM-AR-09-0000667	5/19/2023	10	2500000	5500000
621	YUKAR BITU	UDYAM-AR-09-0000668	5/19/2023	1	899864	700000
622	P2 CINE CAFE	UDYAM-AR-09-0000669	5/19/2023	4	0	0
623	SMT LIKHA HAGI	UDYAM-AR-09-0000670	5/23/2023	3	941969	700000
624	T.O.D INDUSTRY	UDYAM-AR-09-0000671	5/23/2023	3	6000000	0
625	M/S R T ENTERPRISES	UDYAM-AR-09-0000672	5/26/2023	10	500230	550000
626	TANYANG NANA	UDYAM-AR-09-0000673	5/27/2023	1	50000	150000



627	K R ENTERPRISE	UDYAM-AR-09-0000674	5/29/2023	4	0	0
628	TANIA SHA	UDYAM-AR-09-0000675	5/30/2023	8	899864	700000
629	M/S M.E. ENTERPRISE	UDYAM-AR-09-0000676	6/2/2023	10	100000	120000
630	M/S M.Y.TADO STORE	UDYAM-AR-09-0000677	6/2/2023	6	0	150000
631	KARAN PATIR	UDYAM-AR-09-0000678	6/6/2023	6	50000	150000
632	R R COMERCIAL	UDYAM-AR-09-0000679	6/14/2023	3	0	20000000
633	KEYI PANYOR GAS AGENCY	UDYAM-AR-09-0000680	6/19/2023	21	0	0
634	NANI CHATUNG	UDYAM-AR-09-0000681	6/19/2023	4	800000	2145822
635	N.N FABRICATION	UDYAM-AR-09-0000682	6/20/2023	1	1400000	3000000
636	M/S T.N.ENTERPRISE	UDYAM-AR-09-0000683	6/27/2023	5	0	0
637	M/S U & I	UDYAM-AR-09-0000684	6/27/2023	4	3000000	600000
638	YAPA PILONG	UDYAM-AR-09-0000685	6/28/2023	2	100000	200000
639	M/S JORAM PUNA ENTERPRISE	UDYAM-AR-09-0000686	6/29/2023	3	4600000	2400000
640	M/S JASPER INDANE	UDYAM-AR-09-0000687	6/30/2023	36	990000	1000000
641	M/S T N ENTERPRISE	UDYAM-AR-09-0000688	7/3/2023	2	0	0
642	M/S SUKHA STORE	UDYAM-AR-09-0000689	7/5/2023	4	50000	150000
643	N K HARDWARE	UDYAM-AR-09-0000690	7/7/2023	3	0	2642658
644	M/S J.A. ENTERPRISE	UDYAM-AR-09-0000691	7/13/2023	2	0	0
645	PUNYO ENTERPRISE	UDYAM-AR-09-0000692	7/15/2023	3	900000	1400000
646	FINE WOODS	UDYAM-AR-09-0000693	7/17/2023	4	50000	1000000
647	M/S SUKHA STORE	UDYAM-AR-09-0000694	7/17/2023	1	0	150000
648	JORAM NAMA ENTERPRISE	UDYAM-AR-09-0000695	7/18/2023	6	90000	100000
649	TUF MULTIPURPOSE COOPERATIVE SOCIETY LIMITED	UDYAM-AR-09-0000696	7/18/2023	1	0	300000
650	M/S TUF MULTIPURPOSE COOPERATIVE SOCIETY LTD	UDYAM-AR-09-0000697	7/19/2023	2	0	0

651	M/S RIDGE ENTERPRISES	UDYAM-AR-09-0000698	7/20/2023	1	0	0
652	M T STORE	UDYAM-AR-09-0000699	7/20/2023	1	1990000	2000000
653	M/S.LIKHA CYBER CAFE	UDYAM-AR-09-0000700	7/21/2023	1	200000	300000
654	M/S HIBU TATUNG ENTERPRISE	UDYAM-AR-09-0000701	7/21/2023	10	398000	2500000
655	NEW HOTEL	UDYAM-AR-09-0000702	7/22/2023	1	0	0
656	TAGE OPO MARPU	UDYAM-AR-09-0000703	7/22/2023	8	200000	2995826
657	HPS ENTERPRISE	UDYAM-AR-09-0000704	7/24/2023	1	0	0
658	SBI CSP	UDYAM-AR-09-0000705	7/24/2023	8	0	0
659	M/S TT ENTERPRISE	UDYAM-AR-09-0000706	7/25/2023	1	1000000	3000000
660	M/S BY WINE SHOP	UDYAM-AR-09-0000707	7/28/2023	5	0	0
661	M B ASSOCIATES	UDYAM-AR-09-0000708	7/29/2023	10	200000	667300
662	N. H. ENTERPRISE	UDYAM-AR-09-0000709	7/30/2023	3	0	0
663	M/S APA STEEL FABRICATION	UDYAM-AR-09-0000710	8/2/2023	6	2400000	720000
664	YAM SALON & SPA	UDYAM-AR-09-0000711	8/2/2023	10	350000	500000
665	M/S CHUKHU TARO	UDYAM-AR-09-0000712	8/3/2023	35	620958	36024791
666	LICHA SAHA	UDYAM-AR-09-0000713	8/4/2023	2	0	0
667	ZIRO ENTERPRISE	UDYAM-AR-09-0000714	8/6/2023	6	2400000	500000
668	M/S FANCY STORE HAPOLI	UDYAM-AR-09-0000715	8/7/2023	8	0	1400000
669	M/S.J.M. ENTERPRISE	UDYAM-AR-09-0000716	8/7/2023	2	490000	500000
670	M/S B. Y. ENTERPRISES	UDYAM-AR-09-0000717	8/8/2023	8	1399110	3250450
671	SHRI TADU OBING	UDYAM-AR-09-0000718	8/8/2023	13	1500000	1000000
672	TT ENTERPRISES	UDYAM-AR-09-0000719	8/8/2023	3	1000000	2000000
673	MS JIKUM ENTERPRISE	UDYAM-AR-09-0000720	8/8/2023	2	0	0
674	TAKHE OMO	UDYAM-AR-09-0000721	8/8/2023	7	972970	750000
675	OPYUNG BEAUTY PARLOUR	UDYAM-AR-09-0000722	8/8/2023	20	250000	85000
676	M/S AKASH AUTO AGENCY	UDYAM-AR-09-0000723	8/14/2023	4	100000	200000
677	KALUNG SAWMILL	UDYAM-AR-09-0000724	8/14/2023	1	190000	60000



678	M/S T.N ENTERPRISE	UDYAM-AR-09-0000725	8/17/2023	7	3000000	2000000
679	SONYA ENTERPRISE	UDYAM-AR-09-0000726	8/17/2023	7	190000	120000
680	SORAM MODAP TAGRU	UDYAM-AR-09-0000727	8/21/2023	4	941864	750000
681	M/S U AND I	UDYAM-AR-09-0000728	8/21/2023	12	0	5000000
682	M/S N R ENTERPRISE	UDYAM-AR-09-0000729	8/23/2023	4	0	28855199
683	DONI ENTERPRISE	UDYAM-AR-09-0000730	8/23/2023	3	1150000	600000
684	ZIRO VALLEY ELECTRICAL AND HARDWARE	UDYAM-AR-09-0000731	8/24/2023	17	0	4277673
685	PAKERCHI HOME STAY	UDYAM-AR-09-0000732	8/25/2023	13	50000	2000000
686	M/S TOGUM ASSOCIATES	UDYAM-AR-09-0000733	8/28/2023	6	0	200000
687	M/S T.K. SHOP	UDYAM-AR-09-0000734	8/30/2023	18	150000	80000
688	BLISSFUL PRINT	UDYAM-AR-09-0000735	8/31/2023	2	0	0
689	M/S D.K.L BAKERY MANUFACTURE	UDYAM-AR-09-0000736	9/1/2023	1	0	0
690	M/S K.H CYBER CAFE	UDYAM-AR-09-0000737	9/8/2023	1	0	0
691	M/S. TAKIA ENTERPRISE	UDYAM-AR-09-0000738	9/14/2023	1	0	25237650
692	M/S BAKAMA COMMERCIAL	UDYAM-AR-09-0000739	9/15/2023	1	3000000	6000000
693	DANI MEERA	UDYAM-AR-09-0000740	9/15/2023	6	2000000	300000
694	T Y STORE	UDYAM-AR-09-0000741	9/15/2023	19	1298000	4416494
695	M/S JAI DURGA STORE	UDYAM-AR-09-0000742	9/16/2023	3	8450000	7961170
696	M/S P. HENSA ENTERPRISE	UDYAM-AR-09-0000743	9/19/2023	2	50000	16000
697	M/S L.K. ENTERPRISES	UDYAM-AR-09-0000744	9/19/2023		0	0

**CIRCLE-WISE NUMBER OF SMALL SCALE INDUSTRIES AND ACHIEVEMENT OF PMRY  
IN LOWER SUBANSIRI DISTRICT AS ON 31.03.23.**

Table No. 14.2

Sl. No.	Name of Circle	Circle-wise Total nos. of S.S.I Unit	Circle-wise Total nos. of Employee	Circle-wise Total nos. of Investment	Circle-wise annual product (In Rs.)	UNDER PMRY				No. of beneficiary benefited
						Total no. of scheme executed	Govt. Subsidy amount paid	Bank loan amount paid	Total amount (Col. 7 + 8)	
0	1	2	3	4	5	6	7	8	9	10
1	Ziro (Sadar)	99	433	222						222
2	Old Ziro	45	220	195						195
3	Yachuli	53	115	63						63
4	Pistana	1	5	11						11
5	Deed			12						12
6	Yazali	10	28	53						53
7	Param Putu									
	<b>Total:</b>	<b>208</b>	<b>801</b>	<b>556</b>						<b>556</b>

Source:- Jt. Director of Industries, Ziro.



**ANNUAL OUT-TURN OF DIFFERENT CRAFT CENTRES & SALE PROCEEDS OF THE EMPORIUM AND SHOW-ROOM CUM-SALE COUNTER IN LOWER SUBANSIRI DISTRICT DURING THE YEAR 2022-23.**

Table No. 14.3

Sl. No.	Name of Craft Centre	T R A D E - W I S E I N V E S T M E N T D U R I N G T H E Y E A R								Total Investment (Col. 2 to 9)	Total value of Out turn (Col. 2 to 9)	Total Sale proceed (Col. 2 to 9)
		Weaving	Knitting	Carpet	Cane & Bamboo	Carpentry	Black-smithy	Bell Metal	Painting			
0	1	2	3	4	5	6	7	8	9	10	11	12
1	Craft Center, Ziro	120000	35000	80000	5000	50000	70000	80000	60000	1000000	500000	1300000
2	Craft Center, Raga	50000								150000	50000	15879
	Total:-	170000	35000	80000	5000	50000	70000	80000	60000	1150000	550000	1315879

Source :- Asstt. Director Textile and Handicraft, Ziro.

**CRAFT-WISE NUMBER OF CRAFT CENTRE IN LOWER SUBANSIRI DISTRICT**  
**DURING THE YEAR 2022-23.**

**Table No. 14.4**

Sl. No.	Name of Craft Centre	TRADE-WISE DISTRIBUTION OF TRAINEES DURING THE YEAR								Total (Col. 2 to 9)
		Weaving	Knitting	Carpet	Cane & Bamboo	Carpentry	Blacksmithy	Bell Metal	Painting	
0	1	2	3	4	5	6	7	8	9	10
1	Craft Center, Ziro	16	4	3	1	2	2	2	5	35
2	Craft Center, Raga	23								23
3	Craft center, Deed	15								15

Source:- Asstt. Director Textile and Handicraft, Ziro.



**STATEMENT SHOWING SERICULTURE ACTIVITIES IN LOWER SUBANSIRI DISTRICT DURING THE YEAR 2022-23.**

**Table No. 14.5**

Sl. No.	Name of Sericulture Demonstration Centre	No. of Schemes	No. of Employees	Total Investment (Rs. In Lakhs)	Total Annual Product (Rs. In Lakhs)
0	1	2	3	4	5
1	Sericulture Demonstration Centre, Deed			-	-
2	Sericulture Demonstration Centre, Manipolyang			-	-
3	Under Vanya Silk Development Schemes		DATA	NOT	SUPPLY
4	Under CCS/SGSY Scheme				
5	CDP Scheme			-	-
6					
7					

Source:- Jt. Director Textile and Handicraft, Ziro

**CHAPTER: 15 :: ELECTRICAL AND MECHANICAL**  
**ASSET DETAILS OF ELECTRICAL DEPT. OF POWER IN LOWER SUBANSIRI DISTRICT DURING THE YEAR 2022-23.**

**Table No. 15.1**

Sl. No.	A S S E T S D E S C R I P T I O N																TOP
	Name of 33/ 11 KV Sub - station		Name of 33 KV Line		Name of 11 KV Line		Name of LTHO Line		Distribution of Sub-station				Residential buildings (In Unit/ Qnty.)	Non-residential buildings (In Unit/ Qnty.)			
	Unit	Qnty.	Unit	Qnty.	Unit	Qnty.	Unit	Qnty.	Name of 33/0.41		Unit	Qnty.					
									Unit	Qnty.			Unit	Qnty.			
0	1	2	3	4	5	6	7	8	9	10	11	12	13	14	15		
1	5000KVA	4	KM	62	KM	314.39	KM	333	NO	1	630KVA	1	4502/101	1230/15			
2											500KVA	9					
3											400KVA	1					
4											250KVA	10					
5											315KVA	5					
6											160KVA	1					
7											125KVA	1					
8											100KVA	25					
9											63KVA	37					
10											25KVA	111					
11											16KVA	1					

Source :- E.E. (Elect) Deptt. of Power, Ziro



**BLOCK-WISE RURAL ELECTRIFICATION IN LOWER SUBANSIRI DISTRICT AS ON 31.03.2023..**

**Table No. 15.2**

Sl. No.	Name of CD-Blocks	No. of Village electrified	No. population benefitted	Energy demand in each CD-Block	Revenue billed (In Rs.)	Revenue realised (In Rs.)
0	1	2	3	4	5	6
1	Ziro-I CD-Block					
2	Ziro-II CD-Block					
3	Hong-Hari CD-Block	163	29546	31.59	669.24	415.28
3	Pistana CD-Block					
	<b>Total</b>	163	29546	31.59	669.24	415.28

Source:- E.E (Elect), Ziro.

**URBAN REVENUE DETAILS OF DEPTT. OF POWER (ELECT.) IN LOWER SUBANSIRI DISTRICT DURING THE YEAR 2022-23.**

**Table No. 15.3**

Sl. No.	Name of Town	No. of Consumers			Energy consumed	Energy demand	Revenue billed	Revenue realised	
		Domestic	Commercial	Industrial					Public lighting
0	1	2	3	4	5	6	7	8	9
1	Ziro Town (NT)	6600	973	70	60	10.03	31.59	669.24	415.58
2									
3									
4									
5									

Source:- E.E (Elect), Ziro.



**NAME OF HYDEL UNDER ELECTRO-MECHANICAL DEPTT. OF HYDROPOWER (E&M)  
IN LOWER SUBANSIRI DISTRICT DURING THE YEAR 2022-23.**

**Table No. 15.4**

Sl. No.	Name of Hydel	Installed capacity (In MW)	Firm capacity (In MW)	Annual generation (In MW)	Remarks
0	1	2	3	4	5
1	Mai Ph-II MHS	S	1	1391.7	
2	Mai Ph-II MHS	2x0.5	0.5	184.7	
3	Tago SHP	3x1.5	3	3096.07	

Source:- E.E.Hydropower, Ziro.

**POWER GENERATION (GENERATION SUB-STATION-WISE) (E&M)**

**Table No. 15.5**

Sl. No.	Name of Location	Capacity	Unit	Remarks
0	1	2	3	4
1	Mai Ph-II MHS at Mai in Yachuli	4x0.5	MW	
2	Mai Ph-II MHS at Mai in Yachuli	2x0.5	MW	
3	Tago SHP at Tago in Yazali	3x1.5	MW	

Source:- E.E. Hydropower, Ziro.

**CHAPTER : 16 :: CONSTRUCTION**  
**LENGTH OF THE ROAD CONSTRUCTED DURING THE YEAR 2022-23**  
**BY DIFFERENT AGENCIES IN LOWER SUBANSIRI DISTRICT**

**Table No. 16.1**

Sl. No.	Name of Executive Agency	Surface road				Un-Surface road				Total length of road maintained	
		Black topped		Metalled		Fair weather		Jeepable		Total Km. (Col. 2 + 4 + 6 + 8)	Total Eprs. (Col. 3 + 5 + 7 + 9)
		Maintained (In Km)	Exprdrs. (Rs. In lakhs)	Maintained (In Km)	Exprdrs. (Rs. In lakhs)	Maintained (In Km)	Exprdrs. (Rs. In lakhs)	Maintained (In Km)	Exprdrs. (Rs. In lakhs)		
0	1	2	3	4	5	6	7	8	9	10	11
1	Executive Engineering, Ziro Division, PWD AP, Ziro.										
2	Executive Engineering, Rural Works Division Ziro, Manipolyang.										
3	Executive Engineering, Civil Hydro Power Division Ziro, Manipolyang.										
4	BRTF C/o 99 APO										
5	Divisional Forest Officer, Hapoli Forest Division, Ziro.										
6	DRDA, Ziro	0	0	0	0	0	0	0	0	0	0
	<b>Total:</b>										

Source:- E.E.RWD, Ziro



**LENGTH OF THE ROAD MAINTAINED BY DIFFERENT AGENCIES  
IN LOWER SUBANSIRI DISTRICT AS ON 31.03.2023**

Table No. 16.2

Sl. No.	Name of Executive Agency	SURFACE ROAD				UN-SURFACE ROAD				Total length of road maintained	
		Black topped		Metalled		Fair weather		Jeepable		Total Km. (Col. 2 + 4 + 6 + 8)	Total Eprs. (Col. 3 + 5 + 7 + 9)
		Maintained (In Km)	Exprdrs. (Rs. In lakhs)	Maintained (In Km)	Exprdrs. (Rs. In lakhs)	Maintained (In Km)	Exprdrs. (Rs. In lakhs)	Maintained (In Km)	Exprdrs. (Rs. In lakhs)		
0	1	2	3	4	5	6	7	8	9	10	11
1	Executive Engineering, Ziro Division, PWD AP, Ziro.										
2	Executive Engineering, Rural Works Division Ziro, Manipolyang.										
3	Executive Engineering, Civil Hydro Power Division Ziro, Manipolyang.										
4	BRTF C/o 99 APO										
5	Divisional Forest Officer, Hapoli Forest Division, Ziro.										
6	DRDA, Ziro.	0	0	0	0	0	0	0	0	0	0
<b>Total:</b>											

Source:- E.E.RWD, Ziro.

**NO. OF BUILDINGS CONSTRUCTED BY DIFFERENT AGENCIES  
IN LOWER SUBANSIRI DISTRICT DURING THE YEAR 2022-23**

**Table No. 16.3**

Sl. No.	Name of Agencies	B U I L D I N G C O N S T R U C T E D												(In No./Rs. In Lakhs)		
		RCC			Semi-RCC		SPT		MB Type		OB Type		Others (Not specified)		Building (In No.) (Col. 2+4+6+8+10)	Total No. and Exprs. (Rs. In Lakhs) (Col. 3+5+7+9+15)
		No.	Exprs.	Expdrs.	No.	Expdrs.	No.	Expdrs.	No.	Expdrs.	In No.	Rs. In Lakhs				
0	1	2	3	4	5	6	7	8	9	10	11	12	13	14	15	
1	E.E., PWD, AP, Ziro.															
2	E.E., RWD, AP, Ziro.															
3	E.E., Civil Power															
4	E.E., WRD, Ziro	4	600	0	0	0	0	0	0	0	0	0	0	4	600	
5	E.E., PHE, Ziro	7	110	0	0	0	0	0	0	0	0	0	0	7	110	
6	E.E., DRDA, Ziro															
7	D.F.O, Hapoli, Ziro															
8	BRTF C/o 99 APO															
	<b>Total:</b>															

Source:- E.E.RWD,Ziro./E.E.PHE&WS, ZIRO



**NO. OF BUILDINGS MAINTAINED & IMPROVED BY DIFFERENT AGENCIES  
IN LOWER SUBANSIRI DISTRICT DURING THE YEAR 2022-23**

(Building in No./ Expdrs. Rs. In Lakhs)

Table No. 16.4

Sl. No.	Name of Agencies	BUILDING MAINTAINED & IMPROVED														Total Nos. of Bldg. and Expdrs.	
		RCC		Semi-RCC		SPT		MB Type		OB Type		Building (Col. 2+4+6+8+10)	Expdrs. (Col. 3+5+7+9+11)				
		No.	Expdrs.	No.	Expdrs.	No.	Expdrs.	No.	Expdrs.	No.	Expdrs.						
0	1	2	3	4	5	6	7	8	9	10	11	12	13				
1	E.E.,PWD,AP,Ziro.	0	0	1	10	163	33	0	0	0	0	164	43				
2	E.E., RWD,AP,Ziro.																
3	E.E., Civil Power																
4	E.E., WRD, Ziro	0	0	0	0	0	0	0	0	0	0	0	0				
5	E.E., PHE, Ziro	0	0	2	0	0	0	0	0	0	0	0	0				
6	E.E., DRDA, Ziro																
7	D.F.O, Hapoli, Ziro																
8	BRTF C/o 99 APO																
	<b>Total:</b>	<b>0</b>	<b>0</b>			<b>0</b>	<b>0</b>					<b>0</b>	<b>0</b>	<b>0</b>	<b>0</b>		

Source:- E.E.RWD, Ziro.

**NO. OF PROJECTS /SCHEMES/UNDERTAKEN BY UD & HOUSING DIVISION ZIRO IN ZIRO-TOWNSHIP  
DURING THE YEAR 2022-23 IN LOWER SUBANSIRI DISTRICT.**

**Table No. 16.5**

Sl. No.	Name of Executing agencies	Name of Projects/ Schemes	Amount released		Total (Col. 2 & 3)	Scope of works as		Physical progress half yearly ending 30th Sept. 2021 (In %)	Financial progress half yearly ending 30th Sept. 2021.	Physical achievement as on 31.03.2022 (In %)	Financial achievement both (CS+SS)	Remarks
			Central scheme	State scheme		Item	Quantity					
0	1		2	3	4	5	6	7	8	9	10	11
1	UD & Husing Ziro	PMAY(Urban)	535.68		595.2	BLC	452	403	595.2	89%	59520.00%	49 Yet not
2												

Source:- Dy. Director, UD & Housing, Ziro.



**URBAN WAGES EMPLOYMENT PROGRAMME UNDER CENTRALLY SPONSORED PLAN  
SCHEMES IN ZIRO TOWNSHIP DURING THE YEAR 2022-23.**

**Table No. 16.6**

Sl. No.	Executing Agencies	Fund allotment during 2021-22	Physical achievement		Financial achievement		Remarks.
			No. of scheme taken up	No. of scheme executed	Amount sanctioned	Total expenditure incurred	
0	1	2	3	4	5	6	7
			<b>DATA</b>	<b>NOT</b>	<b>SUPPLIED</b>		

Source:- Dy. Director, UD & Housing, Ziro.

**CHAPTER : 17 :: TRANSPORT & COMMUNICATION**  
**AGENCY-WISE TRANSPORT DATA OF LOWER SUBANSIRI DISTRICT**

**Table No. 17.1**

Sl. No.	Particulars	A.P State Transport	Cooperative	Anchal Samiti	Private
0	1	2	3	4	5
1	Fleet held (In Nos.)	10			
2	Route operated (In Nos.)	6			
3	Passenger carried (In Nos.)	17100 (APPROX.)			
4	Average No. of Passenger carried per day.	45 (APPROX)			
5	Nos. of working day	30			
6	Revenue earned (Rs. In lakhs)	7874419			

Source:- SR. Station Supdt. Ziro.



**DEPARTMENT-WISE NUMBER OF VEHICLE IN LOWER SUBANSIRI DISTRICT AS ON 31.03.2023**

Table No. 17.3

Sl. No.	Name of Deptt./Office.	Jeep/Sumo/Bolero	Car/Gypsy	Bus/Mini-bus	Truck	Motor-cycle	Tractor/Power tiller	Road-roller/Bull Dozer	Tata mobile/Station Wagan	Total (Col. 2 to 9)
0	1	2	3	4	5	6	7	8	9	10
1	Gen. Administration under DC, Ziro	3	6	-	-	-	-	-	-	9
2	DAO, Ziro	2	-	1	1	-	3	-	1	8
3	DHO, Ziro	1	-	-	1	-	-	-	1	3
4	DTO (FTC), Ziro	-	1	-	-	-	-	-	-	1
5	DFDO, Ziro	1	-	-	-	-	-	-	1	2
6	DIPRO, Ziro	-	1	-	-	-	-	-	-	1
7	DMO, Ziro	4	2	3	1	0	-	-	-	10
8	DRCS, Ziro	1	-	-	-	-	-	-	-	1
9	DPO, Ziro	-	-	-	-	-	-	-	-	-
10	DRO, Ziro	-	1	-	-	-	-	-	-	1
11	DLRSO, Ziro	-	-	-	-	-	-	-	-	-
12	DVO, Ziro	1	-	1	1	-	1	-	1	5
13	DDSE, Ziro	1	1	-	-	-	-	-	-	2
14	Jt. Director, T & H, Ziro	-	1	-	1	-	-	-	-	2
15	Jt. Director, Industries, Ziro	1	-	-	-	-	-	-	-	1
16	LEO, Ziro	-	-	-	-	-	-	-	-	-
17	PD, DRDA, Ziro.	1	-	-	-	-	-	-	-	1
18	DF&CSO, Ziro	1	1	-	1	2	-	-	-	5
19	DTO(MV), Ziro	-	-	-	-	-	-	-	-	-



Contd. Frm Table No. 17.3

0	1	2	3	4	5	6	7	8	9	10
20	DD, ICDS, Ziro	1	-	-	-	-	-	-	-	1
21	CDPO, Ziro	2	-	-	-	-	-	-	-	2
22	Govt. College, Yachuli	-	-	1	1	-	-	-	-	2
23	SBI, Ziro.	-	1	-	-	-	-	-	-	1
24	BDO, Tamen	-	1	-	-	-	-	-	-	1
25	BDO, Yachuli	-	1	-	-	-	-	-	-	1
26	BDO, Raga	-	-	-	-	-	-	-	-	-
27	Suptd. of Police, Ziro	10	10	2	2	10	-	-	-	34
28	DTO (TB), Ziro	0	-	-	-	0	-	-	-	0
29	Principal, GHSS, Ziro	-	1	-	-	-	-	-	-	1
30	DD, UD&Housing, Ziro	2	1	-	2	-	-	-	1	5
31	DTO (Tourism), Ziro	-	1	-	-	-	-	-	-	1
32	Suptd. Tax&Excise, Ziro	1	-	-	-	-	-	-	-	1
33	Zilla Chairperson, Ziro	-	1	-	-	-	-	-	-	1
34	EE, PWD, Ziro	-	3	-	-	-	-	-	-	3
35	EE,RWD, Ziro, Manipolyang	-	3	-	-	-	-	-	-	3
35	EE,RWD, Ziro, Manipolyang	-	3	-	-	-	-	-	-	3
36	EE, PHE, Ziro	0	1	0	1	0	0	0	1	3
37	Dy. Director (ICDS), Ziro	1	-	-	-	-	-	-	-	1
38	EE, (ELECT.), Ziro	6	3	0	2	0	0	0	0	11
39	EE, (M) Hydro-power, Ziro, Manipolyang.	1	1	-	-	-	-	-	-	2

Contd. Frm Table No. 17.3

0	1	2	3	4	5	6	7	8	9	10
40	Sr. Station Supdt(APST), Ziro	-	1	10	-	-	-	-	-	10
41	CJM, Ziro	1	-	-	-	-	-	-	-	1
42	DSO(STAT), Ziro	-	1	-	-	-	-	-	-	1
43	DSO(Sports), Ziro	-	-	-	-	-	-	-	-	-
44	DFO, Ziro	1	-	-	-	-	-	-	-	1
45	Supdt. Tax & Excise, Ziro	1	-	-	-	-	-	-	-	1
46	DAEO, Ziro	-	1	-	-	-	-	-	-	1
47	EE, WRD	3	2	-	-	-	-	-	-	5
48	DDMO, Ziro	2	-	-	-	-	-	-	-	2
49	DEO, Ziro	-	-	-	-	-	-	-	-	-
50	SBI, Ziro	1	5	-	-	1	-	-	-	7
51	St. Claret College	-	-	4	-	-	-	-	1	5

Source:-DC, Ziro

**DEPARTMENT-WISE NUMBER OF VEHICLE IN LOWER SUBANSIRI DISTRICT AS ON 31.03.2023**

Table No. 17.3 (a)

Sl. No.	Name of Deptt./Office e.	Jeep/Sumo /Bolero	Car/Gypsy	Bus/ Mini-bus	Truck	Motor-cycle	Tractor/ Power tiller	Road-roller/Bull Dozer	Tata mobile/ Station Wagan	Total (Col. 2 to 9)
0	1	2	3	4	5	6	7	8	9	10
1	ALL HODs	50	52	32	14	13	4	0	6	171



**CHAPTER :18 :: MARKETING AND STORAGE  
PROCRUITMENT OF SELECTED COMMODITIES BY DIFFERENT AGENCIES  
2022-23**

**Table. No. 18.1**

Sl. No.	Name of Commodities	(Unit in Qntls/Ltrs)	Different commodities procrutis procrutied from FCI/ALL INDIA/ASSAM OIL etc. by different agencies			Total
			Food & Civil Supply	Cooperative	Others	
0	1	2	3	4	5	6
1	Rice	42,895			fcj	
2	Wheat (Atta)	44.512				
3	L/Sugar					
4	I/ Salt					
5	SK Oil	192			AOD	
6	HSD	4535			IOC	
7	IMS	1905			IOC	

Source:- DF & CSO, Ziro.

**NUMBER OF FAIR PRICE SHOP/PETROL PUMP/SK OIL DEPOT RUN BY DIFFERENT AGENCIES  
IN RURAL AREA OF LOWER SUBANSIRI DISTRICT DURING LAST FIVE YEARS.**

Table No. 18.2

Sl. No.	Year	I N R U R A L A R E A											Sub Total			Grand Total (Col. 11+12+13)
		Fair Price Shop run by			Petrol Pump run by			SK Oil Depot run by			(Col. 2+5+8)	(Col. 3+6+9)	(Col. 4+7+10)			
		Govt.	Cooperative	Others	Govt.	Cooperative	Others	Govt.	Cooperative	Others						
0	1	2	3	4	5	6	7	8	9	10	11	12	13	14		
1	2018-19															
2	2019-20															
3	2020-21															
4	2021-22		3	80			1			22		3	103	106		
5	2022-23		3	80			1			22		3	103	106		

Source:- DF & CSO, Ziro.



**NUMBER OF FAIR PRICE SHOP/PETROL PUMP/SK OIL DEPOT RUN BY DIFFERENT AGENCIES  
IN URBAN AREA OF LOWER SUBANSIRI DISTRICT DURING THE LAST FIVE YEARS.**

Table No. 18.3

Sl. No.	Year	I N U R B A N A R E A											Sub Total			Grand Total (Col. 11+12+13)
		Fair Price Shop run by			Petrol Pump run by			SK Oil Depot run by			(Col. 2+5+8)	(Col. 3+6+9)	(Col. 4+7+10)			
		Govt.	Cooperative	Others	Govt.	Cooperative	Others	Govt.	Cooperative	Others						
0	1	2	3	4	5	6	7	8	9	10	11	12	13	14		
1	2018-19															
2	2019-20															
3	2020-21															
4	2021-22			25			4			11			40	40		
5	2022-23			25		1	4			11		S	41	41		

Source:- DF & CSO, Ziro.

**CHAPTER: 19 :: BANKING SERVICE**  
**CIRCLE-WISE NUMBER OF BANKS FUNCTIONING IN LOWER SUBANSIRI DISTRICT AS ON 31.03.2022**

**Table No. 19.1**

Sl. No.	Name of Circle	N A M E O F B A N K S W I T H L O C A T I O N							Total (Col. 2 to 7)
		SBI	Coop Apex Bank	Rural Bank	Central Bank	Lead Bank	Canara Bank	(In Nos.)	
0	1	2	3	4	5	6	7	8	
1	Ziro (Sadar)	1	1	1	1	1	1	6	
2	Old Ziro	1	1	-	-	-	-	1	
3	Yachuli	-	-	1	-	-	-	1	
4	Pistana	-	-	-	-	-	-	-	
5	Deed	-	-	-	-	-	-	-	
6	Yazali	1	-	1	-	-	-	2	
7	Param Putu								
	<b>TOTAL</b>								

Source:-



**DEPOSITS & ADVANCE SCHEDULE OF COMMERCIAL BANK AS ON 31.03.2023.**

(Rs. In thousand)

Table No. 19.2

Sl. No.	Name of Banks	Deposits	Loan given to			Loan recovery from			Outstanding loan			Profit			Loss		
			Priority sectors	Weaker sectors	Total (Col. 3+4)	Priority sectors	Weaker sectors	Total (Col. 6+7)	Priority sectors	Weaker sectors	Total (Col. 9+10)	Priority sectors	Weaker sectors	Total (Col. 12+13)	Priority sectors	Weaker sectors	Total (Col. 15+16)
0	1	2	3	4	5	6	7	8	9	10	11	12	13	14	15	16	17
	1. Ziro	416.58	15.72	0.09	15.81	1.43	0.04	1.47	14.29	0.05	14.34	1.05	0	1.05	0	0	-
A.	SBI:-	-	-	-	-	-	-	-	-	-	-	-	-	-	-	-	-
	3. Yazali	-	-	-	-	-	-	-	-	-	-	-	-	-	-	-	-
B.	Coop Apex :- Bank	2177.8	15.99	0.04	16.39	84.7	1.27	85.97	671.33	96.23	2945.39	-	-	-	-	-	-
	1. Hapoli																
	2. Old Ziro																
C.	Rural Bank:-	-	-	-	-	-	-	-	-	-	-	-	-	-	-	-	-
	1. Hapoli																
	2. Yazali																
	3. Yachuli	1550.1	307.53	307.53	307.53	54.82		54.82	678.54		678.54	16.12	-	16.12	-	-	-
D.	Central Bank																
E.	Lead Bank																
F.	Canara Bank																
	Total:																

Source:-

**CHAPTER : 20 :: DISTRICT PLANNING**  
**PHYSICAL AND FINANCIAL ACHIEVEMENTS UNDER DISTRICT PLANNING**  
**IN LOWER SUBANSIRI DISTRICT DURING THE YEAR 2022-23.**

**Table No. 20.1** No. of Schemes undertaken under untied fund in Lower Subansiri District during the year 2021-2022

Sl. No.	Name of Districts	Untied fund allotted under District Planning (Rs. In lakhs)	No. scheme taken up	No. of scheme implemented		Any other fund allotted from State/Central Govt. (Rs. In lakhs)			
				Physical achievement in no.	Financial achievement (Rs. In lakhs)	Fund allotted (Rs. In lakhs)	No. scheme taken up	Physical achievement in no.	Financial achievement (Rs. In lakhs)
0	1	2	3	4	5	6	7	8	9
1	Lower Subansiri	192269000	62	100%	100%	0	0	0	0
	<b>Total:</b>	192269000	62	100%	100%	0	0	0	0

Source:- DPO, Ziro

**MEMBERS OF LEGISLATIVE ASSEMBLY LOCAL AREA DEVELOPMENT SCHEME TAKEN UP**  
**IN LOWER SUBANSIRI DISTRICT DURING THE YEAR 2022-23.**

**Table No. 20.2**

Sl. No.	Name of Assembly Constituency	Fund allotted (Rs. In lakhs)	No. of Scheme taken up (In Nos.)	No. of Scheme implemented	
				Physical achievement (In No.)	Financial achievement (Rs. In lakhs)
0	1	2	3	4	5
1	16 Yachuli (ST)		DATA	SUPPLIED	
2	17 Ziro-Hapoli (ST)	29750000	44	100%	100%
	<b>Total:</b>	29750000	44	100%	100%

Source:- DPO, Ziro.



**MEMBER OF PARLIAMENT LOCAL AREA DEVELOPMENT SCHEME TAKEN UP  
IN LOWER SUBANSIRI DISTRICT DURING THE YEAR 2022-23.**

**Table No. 20.3**

(Rs. In lakhs)

Sl. No.	Name of Parliamentary		Fund allotted (Rs. In lakh)		No. of scheme taken up		No. of scheme taken up		Total	
	Lok Sabha (1-Arunachal West)	Rajya Sabha	Lok Sabha (1-Arunachal West)	Rajya Sabha	Lok Sabha (1-Arunachal West)	Rajya Sabha	Lok Sabha (1-Arunachal West)	Rajya Sabha	Physical achievement (In Nos.) (Col. 5+7)	Financial achievement (Rs. In Lakh) (Col. 6+8)
	Name of Circle covered	Name of Circle covered	Physical achievement (In Nos.)	Financial achievement (Rs. In thousand)	Physical achievement (In Nos.)	Financial achievement (Rs. In thousand)	Physical achievement (In Nos.)	Financial achievement (Rs. In thousand)		
0	1	2	3	4	5	6	7	8	9	10
1	Ziro (Sadar)	Ziro (Sadar)	-	-	-	-	-	-	-	-
2	Old Ziro	Old Ziro	-	-	-	-	-	-	-	-
3	Yachuli	Yachuli	-	-	-	-	-	-	-	-
4	Pistana	Pistana	-	-	-	-	-	-	-	-
5	Deed	Deed	-	-	-	-	-	-	-	-
6	Yazali	Yazali	-	-	-	-	-	-	-	-
7	Param Putu	Param Putu	-	-	-	-	-	-	-	-
	<b>Total:</b>									

Source:- DPO, Ziro.

**CHAPTER:21:: TAX & EXCISE**  
**STATEMENT SHOWING THE REVENUE COLLECTED UNDER MAJOR HEAD OF ACCOUNT '0039'-STATE EXCISE UNDER**  
**TAX & EXCISE BRANCH IN LOWER SUBANSIRI DISTRICT DURING THE LAST FIVE YEARS**

**Table No. 21.1** (Rs. In thousand)

Sl. No.	Years	P A R T I C U L A R S						Total (Col. 2 to 7)
		Excise duty	License fee	Renewal fee	Import fee	Late fee	Others fee (If any)	
1	2018-19	18564257	600000	3933000	0	211050	0	23156682
2	2019-20	21041726	0	3912000	0	59425	0	25013151
3	2020-21	18637283	500000	2867000	0	103700	0	22107983
4	2021-22	18693532	800000	2802000	0	34975	0	22330507
5	2022-23	28791	1000000	5962000	0	229175	0	7479085
	<b>Total:</b>	<b>76965589</b>	<b>2900000</b>	<b>19476000</b>	<b>0</b>	<b>638325</b>	<b>0</b>	<b>100239033</b>

Source:- Supdt. of Tax & Excise, Ziro



**STATEMENT SHOWING REVENUE COLLECTED UNDER MAJOR HEAD OF ACCOUNT '0042-106' ENTRY TAXES  
UNDER TAX & EXCISE BRANCH IN LOWER SUBANSIRI DISTRICT DURING THE THE LAST FIVE YEARS**

**Table No. 21.2** (Rs. In thousand)

Sl. No.	Years	P A R T I C U L A R S							Total (Col. 2 to 7)
		VAT	Entry tax	Application fee	Penalty fee	Interest	Others fee (If any)	8	
0	1	2	3	4	5	6	7	8	
1	2018-19	33572087	0	0	0	0	0	33572087	
2	20219-20	33897720	0	0	0	0	0	33897720	
3	2020-21	30686888	0	0	0	0	0	30686888	
4	2021-22	47971840	0	0	0	0	0	47971840	
5	2022-23	41426797	0	100	0	0	0	41426797	
	<b>Total:</b>	<b>187555332</b>	<b>0</b>	<b>100</b>	<b>0</b>	<b>0</b>	<b>0</b>	<b>187555332</b>	

Source:- Supdt. of Tax & Excise, Ziro

DEALERS/RETAIL SHOPS (WINE SHOP)/BEER BARS		R T I C U L A R S		No. of Beer Bar		Remarks	
DURING THE LAST FIVE YEARS		No. of Wholesale dealer (IMFL)		No. of Wine Shop			
Sl. No.	Name of Circle						
0	1	2	3	4	5		
1	Ziro (Sadar)	4	29	6	-		
2	Old Ziro	-	8	3	-		
3	Yachuli	-	5	-	-		
4	Pistana	-	-	-	-		
5	Deed	-	-	-	-		
6	Yazali	1	11	1	-		
7	Param Putu						
	Total:	5	53	10			

Source:- Supdt. of Tax & Excise, Ziro



**CHAPTER:22:: TOURISM**  
**NO. OF FOREIGN/DOMESTIC TOURIST VISITED AT ZIRO IN**  
**LOWER SUBANSIRI DISTRICT DURING LAST FIVE YEARS**

**Table No. 22.1**

Sl. No.	Year	F O R E I G N T O U R I S T						Total (Col. 5 & 6)	Remarks
		Name of Country	Purpose of visit	Male	Female				
0	1	2	3	4	5			6	7
1	2018-19	-	-	-	-			854	-
2	2019-20	-	-	-	-			709	-
3	2020-21	-	-	-	-			118	-
4	2021-22	-	-	-	-			78	-
5	2022-23	-	-	-	-			264	-

Source:- District Tourism Officer, Ziro.

**NO. OF FOREIGN/DOMESTIC TOURIST VISITED AT ZIRO IN  
LOWER SUBANSIRI DISTRICT DURING THE LAST FIVE YEARS**

**Table No. 22.2**

Sl. No.	Year	D O M E S T I C T O U R I S T					Total (Col. 5 & 6)	Remarks
		Name of State	Purpose of visit	Male	Female			
0	1	2	3	4	5	6	7	
1	2018-19	-	-	-	-	24103	-	
2	2019-20	-	-	-	-	24196	-	
3	2020-21	-	-	-	-	5033	-	
4	2021-22	-	-	-	-	861	-	
5	2022-23	-	-	-	-	66682	-	

Source:- District Tourism Officer,Ziro.

**NO. OF TOUR OPERATOR/TOURIST GUIDE/TOURIST VIEW POINT IN LOWER SUBANSIRI DISTRICT**

Table No.22.3

Sl. No.	No. of Tour Operator	No. of Tourist Guide	Name of View point	Name of Tourist spot	Remarks
0	1	2	3	4	5
1	3	-	Ziro Putu view point	High Altitude fish farm	-
			-	Tarin	-
			-	Dolomando trek	-
			-	Shedheswarnath	-
				Hakhe tarii trek	-
				Siikhe lake, shi lake,talley valley	-
				Temple Kardo	-
				pechi putu, Himalaya heritage	-

**NOS. OF HOTEL/TOURIST LODGE/RESSORT/HOME STAY IN LOWER SUBANSIRI DISTRICT**

Table No. 22.4

Sl. No.	Name of Hotels	Name of Tourist Lodges	Name of Ressorts	Name of Home Stay	Total (Col. 1 to 4)
0	1	2	3	4	5
1	Blue Pine	Manipolyang	Mini Resort & Cottage	28 nos	47 nos.
2	Pine Ridge	Wooden Tourist lodge	Pamluk		
3	Valley view	Tajgi Tourist Complex	Tourist Resort		
4	Ankita	Cafeteria,Raga	NEEPCO,Yazali		
5	Arunachal Guest House	Wayside amenities,B/simla	Siuro Resort		
6	High Land	Hawa Ghar Yazali	Birri Resort		
7	Centre Point	Wayside amenities,Jabli	Mini Resort & Cottage,Potin		
8	Paradise Guest House	Tourism Complx Yazali	E&K Resort,Khoter		

Source :- District Tourism Officer, Ziro.

**CHAPTER:23:: LEGAL METHODOLOGY**  
**CIRCLE-WISE DISTRIBUTION OF WEIGHTS & MEASURES**  
**IN LOWER SUBANSIRI DISTRICT AS ON 31.03.2023**

**Table No. 23.1**

Sl. No.	Name of Circle	No. of weights	No. of capacity measures	No. of weighting instruments	No. of length measures	No. of other machines	Dispensing pumps	Revenue earned (in Rs.) (Col. 2 to 7)
0	1	2	3	4	5	6	7	8
1	Ziro (Sadar)	1208	50	270	45	5	6	
2	Old Ziro	485	15	104	13	10	1	
3	Yachuli	59	6	18	0	11	1	
4	Pistana		0	0	0	0	0	
5	Deed	110	12	15	0	8	0	
6	Yazali	800	20	109	18	16	2	
7	Param Putu	0	0	0	0	0	0	
	<b>Total:</b>	<b>2662</b>	<b>103</b>	<b>516</b>	<b>76</b>	<b>50</b>	<b>10</b>	<b>410572</b>

Source:- Asstt. Controller, LM & CA, Ziro.



**IN LOWER SUBANSIRI DISTRICT AS ON 31.03.2023..**

Table No. 23.2

Sl. No.	Name of Circle	N U M B E R O F C A S E S				Revenue earned (in Rs.)	Remarks
		Detected	Case compounded	Prosecuted			
0	1	2	3	4	5	6	
1	Ziro (Sadar)	0	0	0	0	-	
2	Old Ziro	0	0	0	0	-	
3	Yachuli	-	-	-	-	-	
4	Pistana	-	-	-	-	-	
5	Deed	-	-	-	-	-	
6	Yazali	-	-	-	-	-	
7	Param Putu	-	-	-	-	-	
	Total:			0		-	

Source:- Asstt. Controller, LM & CA, Ziro.

**NO. OF CASES SOLVED UNDER CONSUMER COURT  
IN LOWER SUBANSIRI DISTRICT DURING THE LAST FIVE YEARS**

**Table No. 23.3**

Sl. No.	Years	C O N S U M E R R E D R E S S A L C A S E S				Penalty imposed (In Rs.)	Remarks
		Accepted	Under trial	Pending	Solved		
0		1	2	3	4	5	6
1	2018-19						
2	2019-20						
3	2020-21						
4	2021-22						
5	2022-23						
	<b>Total</b>						

**DATA NOT SUPPLIED**

Source:- Asstt. Controller, LM & CA, Ziro.

**CHAPTER:24:: RESEARCH, MUSEUM & LIBRARY**  
**NUMBER OF SPECIMENT COLLECTED /RESEARCH BOOKS PUBLISHED PURCHASED AND SOLD DURING THE LAST FIVE YEARS**

**Table No. 24.1**

Sl. No.	Name of district	Years	NO. OF RESEARCH BOOK			OTHER BOOKS				TOTAL		
			Research Books published (In Nos.)	Research Books purchased (In Rs.)	Research Books sold (In Rs.)	Other Books published (In Nos.)	Other Books purchased (In Rs.)	Othe Books sold (In Rs.)	Published in Nos. (Col. 4 & 7)	Purchased in Rs. (Col. 5 & 8)	Sold in Rs. (Col. 6 & 9)	
0	1	2	3	4	5	6	7	8	9	10	11	
		2018-19										
		2019-20										
1	Lower Subansiri	2020-21										
		2021-22										
		2022-23	1	0	0	0	0	0	0	0	0	
	<b>Total:</b>											

Source:- District Research Officer, Ziro

**DISTRICT-WISE SPECIMENTS COLLECTED IN DISTRICT MUSEUM OF LOWER SUBANSIRI DISTRICT AS ON 31-03-2023**  
**(In Nos.)**

**Table No. 24.2**

Sl. No.	Tawang	NAME OF DISTRICTS AND (DISTRICT WISE SPECIMENT)														
		West Kamen	East Kamen	Papum Pare	Lower Subans	Upper Subans	East Siang	West Siang	Upper Siang	Lohit	Dibang Valley	Lower Dibang	Anjaw	Changlang	Tirap	Longding
1	1	2	3	4	5	6	7	8	9	10	11	12	13	14	15	16
0	0	0	0	0	0	0	0	0	0	0	0	0	0	0	0	0
	<b>Total:</b>															

Source:- District Research Officer, Ziro

**DIFFERENT BOOKS IN DISTRICT/ SUB-DIVISIONAL LIBRARY IN LOWER SUBANSIRI DISTRICT AS ON 31.03.2023**

Table No. 24.3

Sl. No.	Type of books	BLOCK LIBRARY												Grand Total (Col. 4+7+10+13)
		DISTRICT LIBRARY ZIRO			Old Ziro			YACHULI			PISTANA			
		Old Stock as on 31/3/22	Purchase during the year 2021-22	Total	Old Stock as on 31/3/22	Purchase during the year 2021-22	Total	Old Stock as on 31/3/22	Purchase during the year 2021-22	Total	Old Stock as on 31/3/22	Purchase during the year 2021-22	Total	
0	1	2	3	4	5	6	7	8	9	10	11	12	13	14
1	English	12700		12700	0	-	0	150	-	150	219	-	219	13069
2	Hindi	10872	0	10872	0	-	0	75	-	75	45	-	45	10992
3	Assamese	3146	0	3146	0	-	0	-	-	-	-	-	-	3146
4	Bengali	3517	0	3517	0	-	0	-	-	-	-	-	-	3517
5	Malayalam	729	0	729	0	-	0	-	-	-	-	-	-	729
6	Reference Book (E)	650	0	650	0	-	0	0	0	0	-	-	-	650
7	Reference Book (H)	200	0	200	0	-	0	0	0	0	-	-	-	200
8	Children's Book	2365	0	2365	0	-	0	35	0	35	-	-	-	2400
9	Others	14	0	14	0	-	0	0	0	0	-	-	-	14
	<b>Total:</b>	34193	0	34193	0	0	0	260	0	260	264	0	264	34717

Source:- DL & IO,Ziro.



Sl. No.	Type of books	BLOCK LIBRARY												Grand Total (Col. 14+17+20+23)
		YAZALI				Deed				Param Putu				
		Old Stock as on 31/3/22	Purchase during the year 2021-22	Total	Old Stock as on 31/3/22	Purchase during the year 2021-22	Total	Old Stock as on 31/3/22	Purchase during the year 2021-22	Total	Old Stock as on 31/3/22	Purchase during the year 2021-22	Total	
0	1	15	16	17	18	19	20	21	22	23	24			
1	English	22	0	22	0	0	0	0	0	0	13135			
2	Hindi	22	0	22	0	0	0	0	0	0	11058			
3	Assamese	0	0	0	0	0	0	0	0	0	3146			
4	Bengali	0	0	0	0	0	0	0	0	0	3517			
5	Malayalam	0	0	0	0	0	0	0	0	0	729			
6	Reference Book (E)	2	0	2	0	0	0	0	0	0	656			
7	Reference Book (H)	2	0	2	0	0	0	0	0	0	206			
8	Children's Book	0	0	0	0	0	0	0	0	0	2400			
9	Others	0	0	0	0	0	0	0	0	0	14			
	Total:	48	0	48	0	0	0	0	0	0	34861			

Source:-  
DL &  
IO,Ziro.

**DIFFERENT BOOKS IN CIRCLE-WISE LIBRARY IN LOWER SUBANSIRI DISTRICT AS ON 31-03-2023**

**Table No. 24.4**

Sl. No.	Type of books	C I R C L E S												Grand Total (Col. 4+7+10+13)
		Pistana			Yazali			Deed			Param Putu			
		Old Stock	New purchase as on 31.03.23	Total (Col. & 3)	Old Stock	New purchase as on 31.03.2023	Total (Col. 5 & 6)	Old Stock	New purchase as on 31.03.2023	Total (Col. 8 & 9)	Old Stock	New purchase as on 31.03.2023	Total (Col. 11 & 12 )	
0	1	2	3	4	5	6	7	8	9	10	11	12	13	14
1	English	0	0	0	0	0	0	0	0	0	0	0	0	0
2	Hindi	0	0	0	0	0	0	0	0	0	0	0	0	0
3	Assamese	0	0	0	0	0	0	0	0	0	0	0	0	0
4	Bengali	0	0	0	0	0	0	0	0	0	0	0	0	0
5	Malayalam	0	0	0	0	0	0	0	0	0	0	0	0	0
6	Reference Book (English)	0	0	0	0	0	0	0	0	0	0	0	0	0
7	Reference Book (Hindi)	0	0	0	0	0	0	0	0	0	0	0	0	0
8	Children Book	0	0	0	0	0	0	0	0	0	0	0	0	0
9	Other	0	0	0	0	0	0	0	0	0	0	0	0	0
	<b>TOTAL</b>	0	0	0	0	0	0	0	0	0	0	0	0	0

Source :- DL & IO,Ziro.



**CHAPTER : 25:: SPORTS AND NYKS**  
**GRANT IN-AID/FUND PROVIDED FROM THE GOVT. FOR ORGANISATION OF GAMES & SPORTS ORGANIZED**  
**AND PARTICIPATED OUTSIDE THE DISTRICT AND STATE DURING THE LAST FIVE YEARS**

Table No. 25.1

Sl. No.	Years	Grant in aid/fund allotted for organisation	O R G A N I Z E D						Total Expenditures (Col. 2 to 7)	Place of participation	Expenditure involved for participation (Col. 9)
			Football	Volleyball	Cricket	Chess	Badminton	Taekondo			
0	1		2	3	4	5	6	7	8	9	10
1	2018-19										
2	2019-20										
3	2020-21										
4	2021-22										
5	2022-23	1120797	620000	500797-	-	-	-	-	1120797	Ziro	1120797

Source:- District Coordinator, NYK, Ziro / DSO [Sport], Ziro

**NUMBERS OF YOUTH CLUB DEVELOPMENT PROGRAMME ORGANISED UNDER NEHRU YUVA KENDRA SANGHATAN  
IN LOWER SUBANSIRI DISTRICT DURING THE LAST FIVE YEARS**

**Table No. 25.2**

Sl. No.	Years	YOUTH DEVELOPMENT PROGRAMME					Physical target		No. of participant benefitted from NYK affiliated Youth Club and Mahila Mandal						Total (Col. 10 + 13)
		No. of Youth Club availed	No. of new Youth Club formed	Total	Name of place where prog. Was organised	Set annual target (In Nos.)	Achievment (In Nos.)	ST			Others				
								M	F	T	M	F	T		
0	1	2	3	4	5	6	7	8	9	10	11	12	13		
1	2019-20							-	-	-	-	-	-	-	
2	2019-20							-	-	-	-	-	-	-	
3	2020-21	-	-	-	-	-	-	-	-	-	-	-	-	-	
4	2021-22	-	-	-	-	-	-	-	-	-	-	-	-	-	
5	2022-23	10	120	-	Ziro-I & II	150	activated dorment club	550	320	-	-	-	-	870	

Source:- District Coordinator, NYK, Ziro



**NUMBERS OF YOUTH CLUB DEVELOPMENT PROGRAMME ORGANISED UNDER NEHRU YUVA KENDRA SANGATHAN  
IN LOWER SUBANSIRI DISTRICT DURING LAST FIVE YEARS**

**Table No. 25.3**

Sl. No.	Years	Y O U T H D E V L O P M E N T P R O G R A M M E												
		No. of Youth leadership training held	No. of Theme based Awareness prog. held on education	Promotion of sport materials distributed to youth clubs (In nos.)	Skills upgradation training prog. held for woman (In nos.)	Promotion of Folk, Arts&Culture prog. Held (In nos.)	Distt. Youth convention and Yuva Kriti prog. Held (In nos.)	Awards to outstanding youths club		Nos. of meeting held by the District Advisory Committee on youth prog.	Nos. of youth benefitted (Col. 2 to 7)		Total (Col. 11 & 12)	
0	1	2	3	4	5	6	7	8	9	10	11	12	13	
1	2018-19													
2	2019-20													
3	2020-21	-	-	-	-	-	-	-	-	-	-	-	-	-
4	2021-22	-	-	-	-	-	-	-	-	-	-	-	-	-
5	2022-23	-	1	4	-	-	-	-	-	-	140	80	220	

Source:- District Coordinator, NYK, Ziro.

**CHAPTER : 26 :: MISCELLANEOUS**  
**ART & CULTURE AND SOCIAL WELFARE ORGANISATION IN LOWER SUBANSIRI DISTRICT DURING THE YEAR 2022-23**

**Table No. 26.1**

Sl. No.	Society Registration under Art & Culture				No. of Culture troops organised and		Remarks
	Name of Registration Society	Name of Society Grant & Aid received (In Rs.)	Name of Society applied for registration	Name of NGOs selected and participated	Place of participation		
0	1	2	3	4	5	6	
1	Tale Eco. Dev. Committee Pange, Ziro	0	1. Padi Yube Foundation, Ziro		0		
2	Punyo Krah Medu Foundation		2. Uzwal Ziro Charity Mission	Apatani Youth Association (AYA)	G20 Submit, Itanagar		
3	Pamu Yalang Welfare Society						
4	Team Environment Protection Committee, Ziro						
5	Takhe Village Welfare Trust						
6	Arunachal Pradesh Yoga Association, Old Ziro						
7	Dogindo Centre for Apatani Cultural Heritage Welfare Affair, Ziro						
8	All Bulla Welfare Society, Old Ziro						
9	Lower Subansiri District, Cricket Association						
10	Khach Future Generation, Deed						
11							



**STATEMENT SHOWING THE DETAILS DATA ON EMPLOYMENT EXCHANGE CELL FOR THE LAST FIVE YEARS**

**Table. No. 26.2**

(In Nos.)

Sl. No.	Years	No. of Job Seeker registered						Sub-Total		Grand Total (Col. 8+9)
		APST			NON-APST			Male (Col. 2 + 5)	Female (Col. 3 + 6)	
		Male	Female	Total	Male	Female	Total			
0	1	2	3	4	5	6	7	8	9	10
1	2018-19									
2	2019-20									
3	2020-21									
4	2021-22									
5	2022-23	52	33	85	3	2	5	55	35	90

Source:- DLEO, Ziro

**NO. OF PROJECTION UNIT / OPERATORS / FILMS SHOWS STAGED & COMMUNITY LISTENING SETS DISTRIBUTED  
IN LOWER SUBANSIRI DISTRICT DURING THE LAST FIVE YEARS**

**Table No. 26.3**

Sl. No.	Years	P A R T I C U L A R S												(In Nos.)	
		No. of Projection		No. of Projector		No. of Radio sets		No. of Film Show		No. of Operators		Sub-Total		Grand Total	
		DIPRO	FPO	DIPRO	FPO	DIPRO	FPO	DIPRO	FPO	DIPRO	FPO	(Col. 2,4,6,8&10)	(Col. 3,5,7,9 & 11)		
0	1	2	3	4	5	6	7	8	9	10	11	12	13	14	
1	2018-19														
2	2019-20														
3	2020-21														
4	2021-22				1							1		1	
5	2022-23	0	0	1	0	0	0	0	0	1	0	2	0	2	
	<b>Total:</b>	<b>0</b>	<b>0</b>	<b>1</b>	<b>1</b>	<b>0</b>	<b>0</b>	<b>0</b>	<b>0</b>	<b>1</b>	<b>0</b>	<b>3</b>	<b>0</b>	<b>3</b>	

Source:- DIPRO, Ziro



**NUMBER OF LAND ALLOTTED TO GOVT. DEPTT./GOVT. UNDERTAKING ORGANIZATION/PRIVATE INDIVIDUAL/SOCIETY (NGOs) DURING THE LAST FIVE YEARS AND REVENUE COLLECTED IN LOWER SUBANSIRI DISTRICT**

Table No. 26.4

Sl. No.	Years	L A N D A L L O T T E D				Revenue earned from Col. 2 to 4.	LPC Issued
		Govt.	Govt. undertaking organization	Private individual	Society (NGOs)		
0	1	2	3	4	5	6	7
1	2018-19						
2	2019-20						
3	2020-21						
4	2021-22					77464	18
5	2022-23					88781	200

Source:- DLR&SO, Ziro

**DATA ON VITAL STATISTICS IN LOWER SUBANSIRI DISTRICT DURING THE LAST FIVE YEARS**

**Table No. 26.5**

Sl. No.	Year	Live Birth reported	Still Birth reported	Death Events reported	Infant death reported	Birth Certificated issued during the year		Death Certificate issued during the year	
						2	3	4	5
0	1								
1	2018	3399	3	147	0	3399		147	
2	2019	1738	5	170	0	1738		170	
3	2020	1002	3	156	0	1002		156	
4	2021	1426	7	192	0	1426		192	
5	2022	1680	3	148	3	1680		148	

Source:- ADES, Ziro.



**NUMBER OF PARLIAMENTARY & LEGISLATIVE ASSEMBLY OF THE PARLIAMENTARY & ASSEMBLY SEGMENT OF LOWER SUBANSIRI DISTRICT**

Table No. 26.6

Sl. No.	Name of Constituency	Name of MP (Lok Sabha /Rajya Sabha) and MLA
0	1	2
A.	<u>Rajya Sabha representative from Arunachal Pradesh:</u>	Shri Nabam Rebia, Hon'ble MP
B.	<u>Parliamentary Constituency:</u>	
	(i) 1 - Arunachal West Parliamentary Constituency	Shri Kiren Rijju, Hon'ble MP
C.	<u>Assembly Constituency:</u>	
	(i) 16 Yachuli (ST)	Er.Taba Tedir, Hon'ble MLA
	(ii) 17 Ziro-Hapoli	Er. Tage Taki, Hon'ble MLA

Source:- District Election Officer, Ziro.

**DISTRIBUTION OF POPULATION SEX-RATIO GROWTH RATE DENSITY OF POPULATION & LITERACY RATE OF DIFFERENT DISTRICT OF ARUNACHAL PRADESH AS PER 2011 CENSUS.**

**Table No. 26.7**

Sl. No.	State/District	POPULATION			Sex ratio female per 1000 Males	Density of population per Sq. Km	Decennial growth rate of population 2001-2011	LITERACY RATE		
		Persons	Male	Female				Person	Male	Female
0	1	2	3	4	5	6	7	8	9	10
A	ARUNACHAL PRADESH	1382611	720,232	662379	920	17	25.92	78943	73.69	59.57
B	<b>DISTRICTS:</b>									
1	Tawang District	49950	29361	20589	701	23	28.33	26861	68.54	48.75
2	West Kameng District	87013	49568	37445	755	12	16.64	52473	75.6	60.8
3	East Kameng District	78413	38974	39439	1012	19	37.14	40244	70.95	54.8
4	Papumpare District	176385	90447	85938	950	51	44.57	125429	87.33	76.65
5	Lower Subansiri District	83030	41843	41187	984	24	49	54057	54.51	45.48
6	Upper Subansiri District	83205	41974	41231	982	12	50.34	45984	67.36	60.51
7	West Siang District	112272	58589	53683	916	13	8.04	66546	73.89	60.76
8	East Siang District	99019	50467	48552	962	27	13.3	63905	78.94	67.9
9	Upper Siang District	35289	18657	16632	891	5	5.77	18318	64.09	55.22
10	Lohit District	145538	76544	68994	901	28	16.44	85206	77.25	61.62
11	Dibang Valley District	7948	4396	3552	808	1	9.3	4435	69.39	59.1
12	Changlang District	147951	77289	70662	914	32	17.96	75814	70.8	52.08
13	Tirap District	111997	57992	54005	931	47	11.63	48404	61.87	41.83
14	Lower Dibang Valley	53986	28127	25859	919	14	7.01	32565	76.62	63.56
15	Kurung Kumey	89717	44226	45491	1029	15	111.01	37583	51.28	44.31
16	Anjaw	21089	11686	9403	805	3	13.77	10514	69.54	46.39

Source: Director of Census Operation, Arunachal Pradesh, Shillong-3

